



US011999958B2

(12) **United States Patent**
Petersen et al.

(10) **Patent No.:** **US 11,999,958 B2**
(45) **Date of Patent:** **Jun. 4, 2024**

(54) **METHODS OF GENE EDITING AND TRANSFORMING CANNABIS**

OTHER PUBLICATIONS

(71) Applicant: **Wisconsin Alumni Research Foundation**, Madison, WI (US)

Slusarkiewicz-Jarzina, A. U. R. E. L. I. A., Aleksandra Ponitka, and Zygmunt Kaczmarek. "Influence of cultivar, explant source and plant growth regulator on callus induction and plant regeneration of *Cannabis sativa* L." *Acta Biol. Crac. Ser. Bot* 47 (2005): 145-151. (Year: 2005).*

(72) Inventors: **Michael W. Petersen**, Merrimac, WI (US); **Edward James Williams**, Madison, WI (US); **Robert Harnish**, Middleton, WI (US); **Heidi Flewelling Kaeppler**, Oregon, WI (US); **Brian Martinell**, Mt. Horeb, WI (US); **Ray Collier**, Middleton, WI (US); **Frank McFarland**, Madison, WI (US); **Shawn Michael Kaeppler**, Oregon, WI (US)

Tian, Nini, et al. "Overexpression of BraLTP2, a lipid transfer protein of *Brassica napus*, results in increased trichome density and altered concentration of secondary metabolites." *International journal of molecular sciences* 19.6 (2018): 1733. (Year: 2018).*

(73) Assignee: **WISCONSIN ALUMNI RESEARCH FOUNDATION**, Madison, WI (US)

Andre, Christelle M., Jean-Francois Hausman, and Gea Guerriero. "*Cannabis sativa*: the plant of the thousand and one molecules." *Frontiers in plant science* 7 (2016): 19. (Year: 2016).*

(*) Notice: Subject to any disclaimer, the term of this patent is extended or adjusted under 35 U.S.C. 154(b) by 0 days.

Slusarkiewicz-Jarzina, A. U. R. E. L. I. A., Aleksandra Ponitka, and Zygmunt Kaczmarek. "Influence of cultivar, explant source and plant growth regulator on callus induction and plant regeneration of *Cannabis sativa* L." *Acta Biol. Crac. Ser. Bot* 47.2005 (2005): 145-151. (Year: 2005).*

(21) Appl. No.: **16/930,936**

Lata, H, et al. (2016) In vitro mass propagation of *Cannabis sativa* L.: A protocol refinement using novel aromatic cytokinin metatopolin and the assessment of eco-physiological, biochemical and genetic fidelity of micropropagated plants. *J Appl Res Med Aromat Plants* 3:18-26. (Year: 2016).*

(22) Filed: **Jul. 16, 2020**

Cearley JA, et al: Regeneration of *Solanum tuberosum* cv. Katahdin from leaf explants in vitro. *Am Potato J* 74: 125-129 (1997).

(65) **Prior Publication Data**

US 2021/0071186 A1 Mar. 11, 2021

Chen, Y., et al. "High throughput Agrobacterium tumefaciens-mediated germline transformation of mechanically isolated meristem explants of cotton (*Gossypium hirsutum* L.)." *Plant cell reports* 33.1 (2014): 153-164.

Related U.S. Application Data

(60) Provisional application No. 62/982,522, filed on Feb. 27, 2020, provisional application No. 62/906,210, filed on Sep. 26, 2019, provisional application No. 62/875,311, filed on Jul. 17, 2019.

Christou P (1992) Genetic transformation of crop plants using microprojectile bombardment. *The Plant Journal* 2 (3):275-281.

(51) **Int. Cl.**

C12N 15/82 (2006.01)

A01H 4/00 (2006.01)

A01H 6/28 (2018.01)

C07K 14/415 (2006.01)

Farag S, et al. (2015) Cannabinoids production by hairy root cultures of *Cannabis sativa* L. *Am J Plant Sci* 6:1874-1884.

(52) **U.S. Cl.**

CPC **C12N 15/8201** (2013.01); **A01H 4/005**

(2013.01); **A01H 6/28** (2018.05); **C07K**

14/415 (2013.01)

Feeney M, et al. (2003) Tissue culture and Agrobacterium mediated transformation of hemp (*Cannabis sativa* L.). *In vitro Cell Dev-PI* 39 (6):578-585.

(58) **Field of Classification Search**

CPC **A01H 6/28**; **C12N 15/102**; **C12N 15/8201**;

C12N 15/8213; **C12N 15/8218**; **C12N**

2310/20; **C12N 15/63**; **C12N 15/8205**

See application file for complete search history.

Feeney M., et al. (2006) Hemp (*Cannabis sativa* L.). In: Wang K. (eds) *Agrobacterium Protocols* vol. 2. *Methods In Molecular Biology*, vol. 344. Humana Press.

Flanagan, B. Monsanto Creates First Genetically Modified Strain of Marijuana. Webpage. Apr. 9, 2015. Accessed online at <https://web.archive.org/web/20150414034831/https://worldnewsdailyreport.com/monsanto-creates-first-genetically-modified-strain-of-marijuana/>.

Hiei et al. "Improved frequency of transformation in rice and maize by treatment of immature embryos with centrifugation and heat prior to infection with *Agrobacterium tumefaciens*." *Plant Cell, Tissue, and Organ Culture*, 2006, 87(3):233-243.

(Continued)

(56) **References Cited**

U.S. PATENT DOCUMENTS

8,884,100 B2 11/2014 Page
2012/0311744 A1* 12/2012 Sirkowski C12N 15/8212
435/8
2018/0258439 A1* 9/2018 Boudko A61P 25/00
2019/0208723 A1 7/2019 Petersen
2020/0396918 A1 12/2020 Martinell

FOREIGN PATENT DOCUMENTS

WO WO-2019006466 A1 * 1/2019 A01G 22/15

Primary Examiner — Weihua Fan

(74) Attorney, Agent, or Firm — Quarles & Brady, LLP

(57) **ABSTRACT**

Disclosed herein are methods for the production of *Cannabis* meristem explants from dry seeds. Also described are methods of transforming and gene editing using the *Cannabis* meristem explants disclosed herein.

11 Claims, 83 Drawing Sheets
(80 of 83 Drawing Sheet(s) Filed in Color)
Specification includes a Sequence Listing.

(56)

References Cited

OTHER PUBLICATIONS

- Huang et al. "Creating completely both male and female sterile plants by specifically ablating microspore and megaspore mother cells," *Frontiers in Plant Science*, 2016, 7(30).
- Kapila et al. "An Agrobacterium-mediated transient gene expression system for intact leaves," *Plant Science*, 1997, 122(1):101-108.
- Khanna, et al. "Centrifugation assisted Agrobacterium tumefaciens-mediated transformation (CAAT) of embryogenic cell suspensions of banana (*Musa* spp. Cavendish AAA and Lady finger AAA)," *Molecular Breeding*, 2004, 14:239-252.
- Komari T, et al. (2006) Binary vectors and super-binary vectors. In: KanWang (ed.), and *Methods in Molecular Biology*, vol. 343: *Agrobacterium Protocols*, vol. 1, Second Edition. Humana Press Inc., Totowa, NJ, pp. 15-41.
- Lata, H, et al. (2016) In vitro mass propagation of *Cannabis sativa* L.: A protocol refinement using novel aromatic cytokinin metatopolin and the assessment of eco-physiological, biochemical and genetic fidelity of micropropagated plants. *J Appl Res Med Aromat Plants* 3:18-26.
- Lavery et al., "A physical and genetic map of *Cannabis sativa* identifies extensive rearrangements at the THC/CBD acid synthase loci," *Genome Research*, 2018, 29:146-156.
- Luo et al., "Complete biosynthesis of cannabinoids and their unnatural analogues in yeast," *Nature*, 2019, 567.
- McCabe D, et al. (1988) Stable transformation of soybean (*Glycine max*) by particle acceleration. *Bio/Technology* 6:923-926.
- Miller, N. New UW-Madison project to support Wisconsin hemp growers. Webpage. Published Apr. 25, 2019. Available online at <https://news.wisc.edu/new-uw-madison-project-to-support-wisconsin-hemp-growers/>.
- Schiller, M. Trait Biosciences Announces Successful Stable Transformation of a Hemp Plant. *Cannabis Business Times*. Jun. 12, 2019. Available online at <https://www.cannabisbusinesstimes.com/article/trait-biosciences-transformation-hemp-plant/>.
- Schrammeijer B, et al. (1990). Meristem transformation of sunflower via Agrobacterium. *Plant Cell Reports* 9 (2):55-60.
- Sirikantaramas, S., et al. "The gene controlling marijuana psychoactivity molecular cloning and heterologous expression of Δ^9 -tetrahydrocannabinolic acid synthase from *Cannabis sativa* L." *Journal of Biological Chemistry* 279.38 (2004): 39767-39774.
- Slusarkiewicz-Jarzina A, et al (2005) Influence of cultivar, explant source and plant growth regulator on callus induction and plant regeneration of *Cannabis sativa* L. *Acta Biol Craco Series Bot* 47(2):145-151.
- Tian et al., "Overexpression fo BraLTP2, a lipid transfer protein of *Brassica napus*, results in increased trichom density and altered concentration of secondary metabolites," *Int. J. Mol. Sci.*, 2018, 19:1733.
- Trick et al. "SAAT: sonication-assisted Agrobacterium-mediated transformation," *Transgenic Research*, 1997, 6 (5):329-336.
- Wahby I, et al. (2004) Assessment of Agrobacterium-mediated genetic transformation in hemp (*Cannabis sativa* L.). *Congress International de Biochimie, Marrakech, Morocco*, pp. 565-568.
- Wahby I, et al. (2013) Agrobacterium infection of hemp (*Cannabis sativa* L.): establishment of hairy root cultures. *J Plant Interact* 8:312-320.
- Wrobel, T., et al. "The application of plant in vitro cultures in cannabinoid production." *Biotechnology letters* 40.3 (2018): 445-454.
- Ye, X., et al. "Enhanced production of single copy backbone-free transgenic plants in multiple crop species using binary vectors with a pRi replication origin in Agrobacterium tumefaciens." *Transgenic research* 20.4 (2011): 773-786.
- Zager, J. J., et al. "Gene networks underlying cannabinoid and terpenoid accumulation in cannabis." *Plant physiology* 180.4 (2019): 1877-1897.

* cited by examiner



FIG. 2



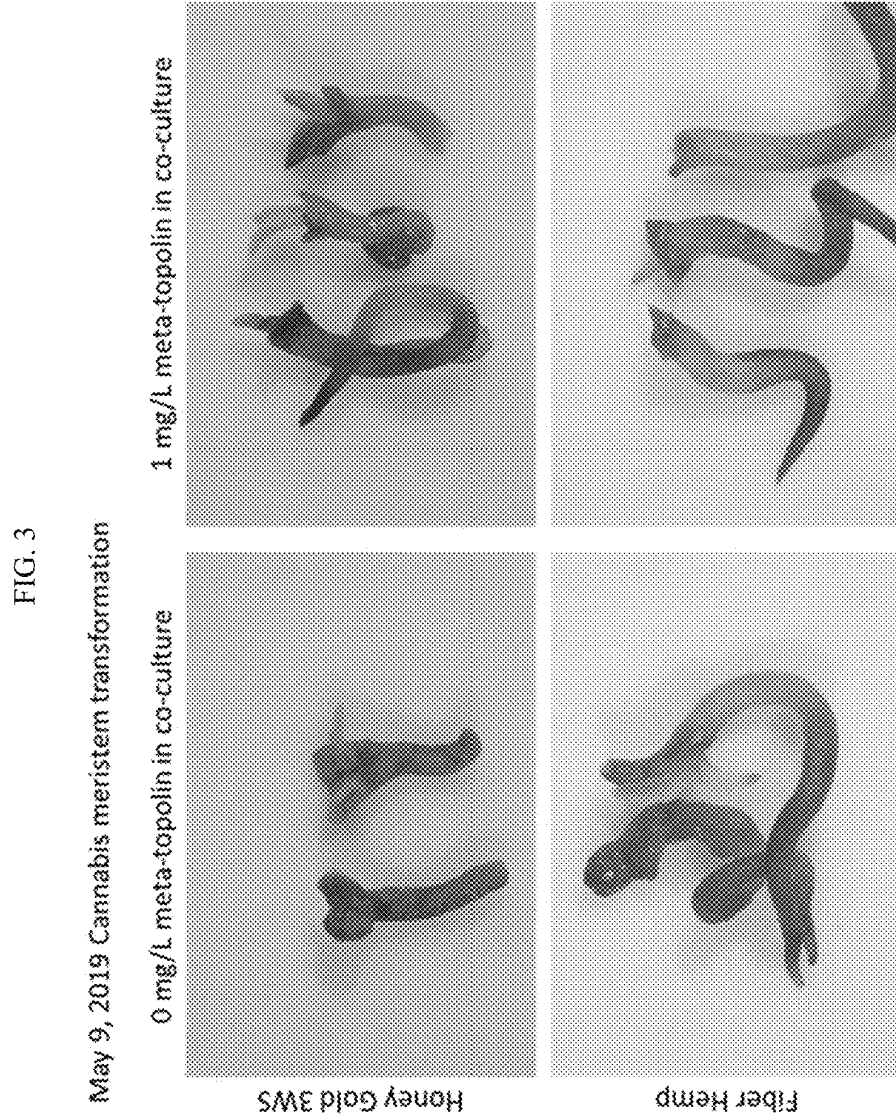


FIG. 5




FIG. 6

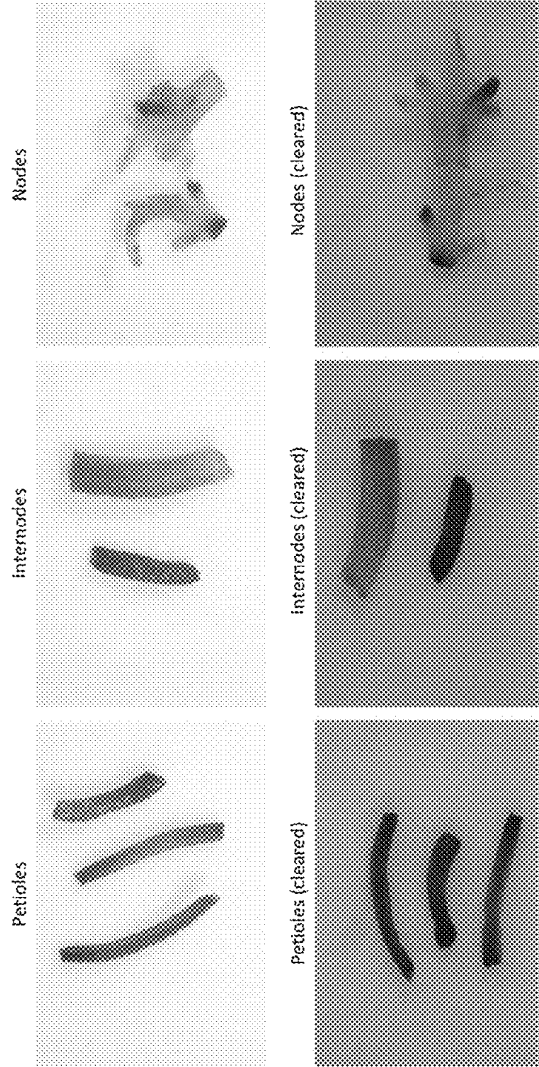
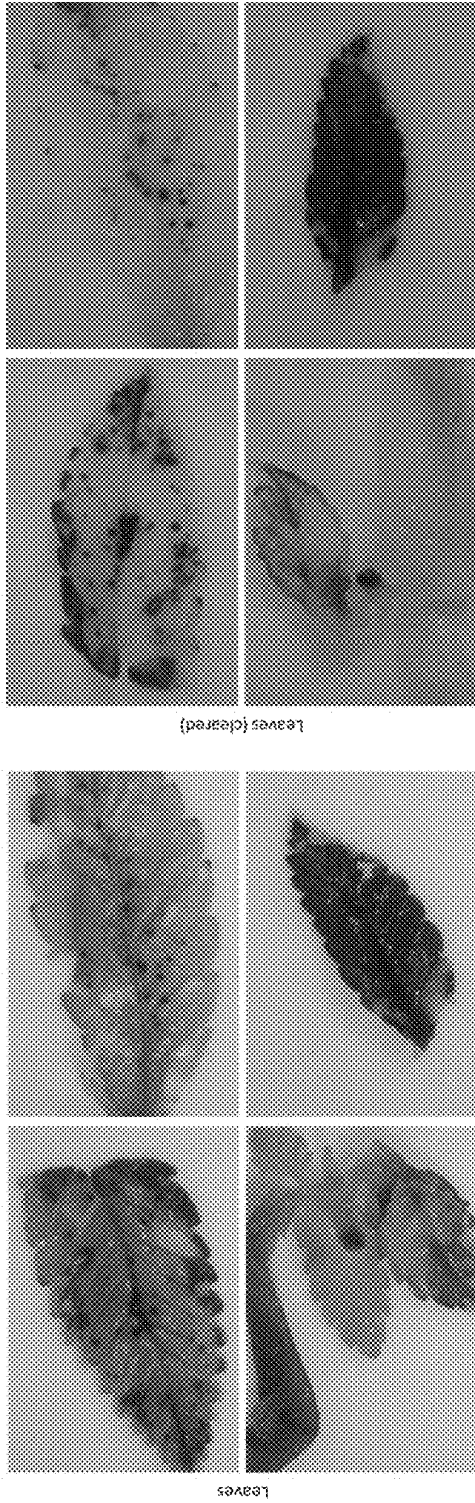


FIG. 7




FIG. 8

Cannabis seed and meristem explants

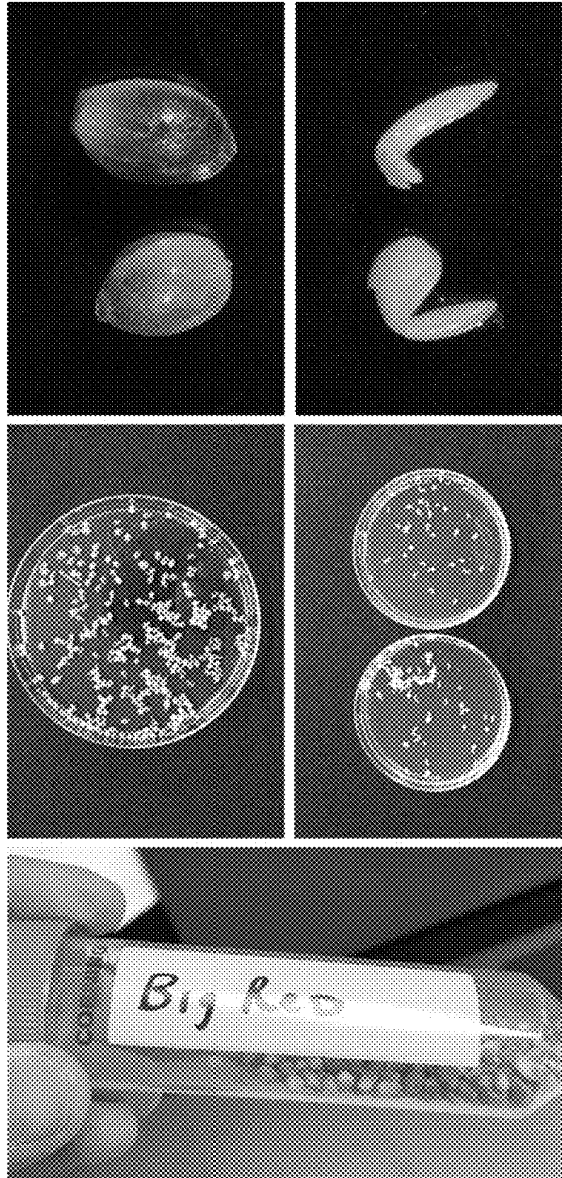


FIG. 9

Cannabis meristem explants on B5 medium; post 4 day co-culture after inoculation with Ar18r12v / Dicot Binary 19

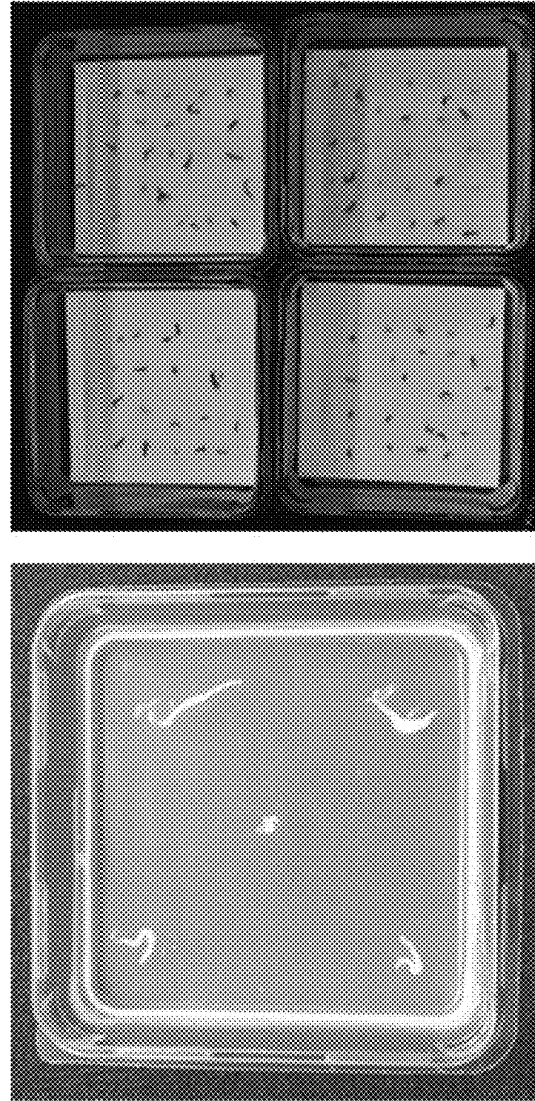


FIG. 10

Transient GUS expression in *Cannabis* meristem explants transformed with Ar18r12v / Dicot Binary 19

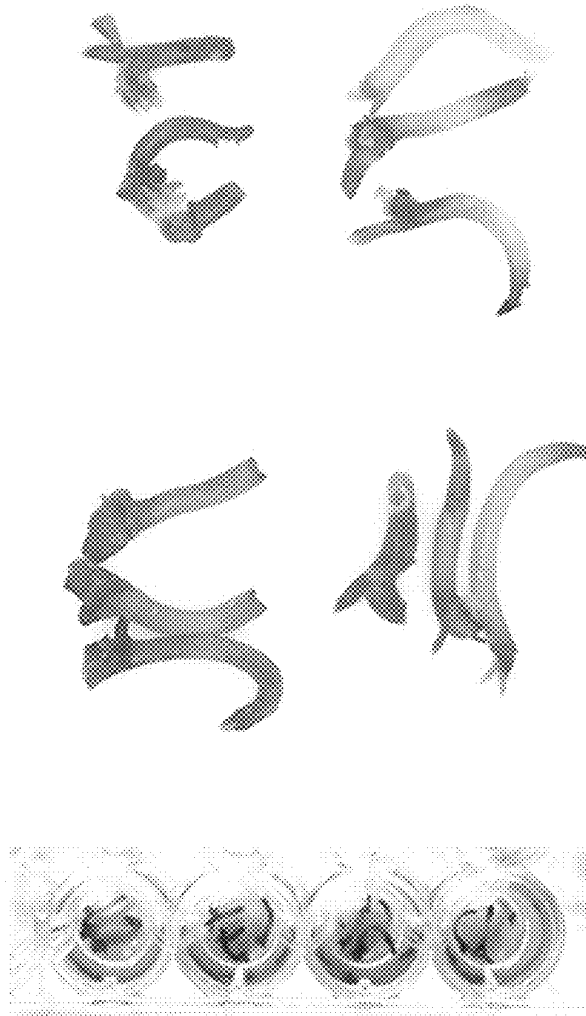


FIG. 11

Transient GUS expression in *Cannabis* meristem explants transformed with Ar18r12v / Dicot Binary 19 (explants de-stained in 70% EtOH)




FIG. 12

Non-inoculated *Cannabis* seed sanitized in 20% Clorox on B5 media (left)
Non-inoculated meristem explants on B5 media (right)
• POC of viability of *Cannabis* seeds, meristem explants for transformation



FIG. 13

Spectinomycin sensitive (bleaching) phenotype visible in inoculated *Cannabis* meristem explants on 150 mg/L spectinomycin B5

- POC of use of *aadA* / spectinomycin resistance as a selectable marker in *Cannabis*
- Imaged 12 April 2019






FIG. 14

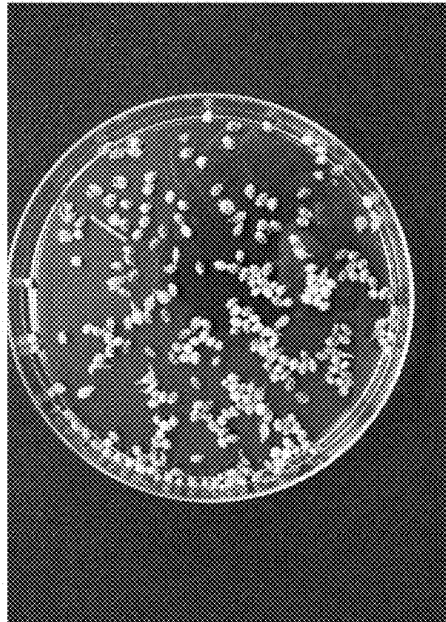


FIG. 15

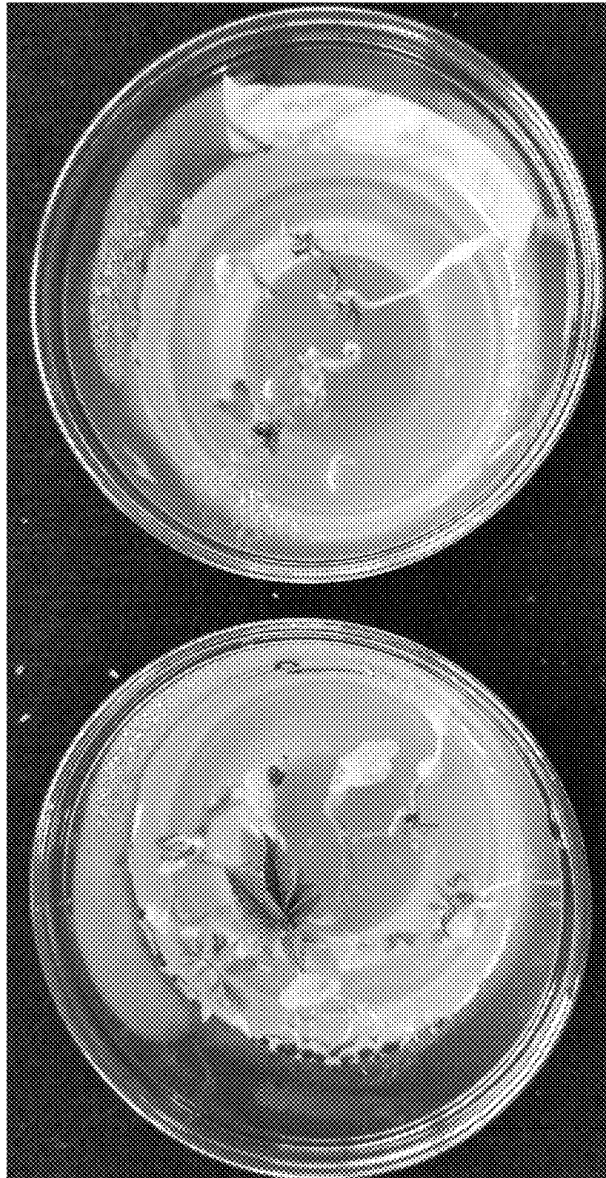


FIG. 16

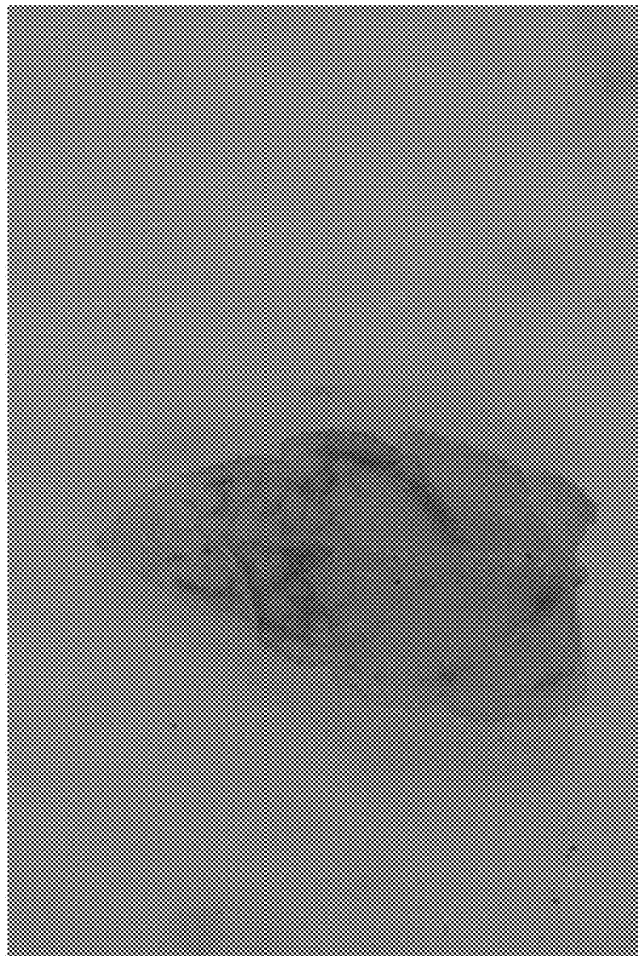


FIG. 17




FIG. 18



FIG. 20




FIG. 21

Non-inoculated Cannabis
variety 3WS

Cannabis variety 3WS
inoculated with Ar18r12v /
Dicot Binary19 (Hemp 5/30-3)

Cannabis variety 3WS
inoculated with Ar18r12v / Soy
Test 2 (Hemp 6/6-1)

Brightfield



RFP




FIG. 23

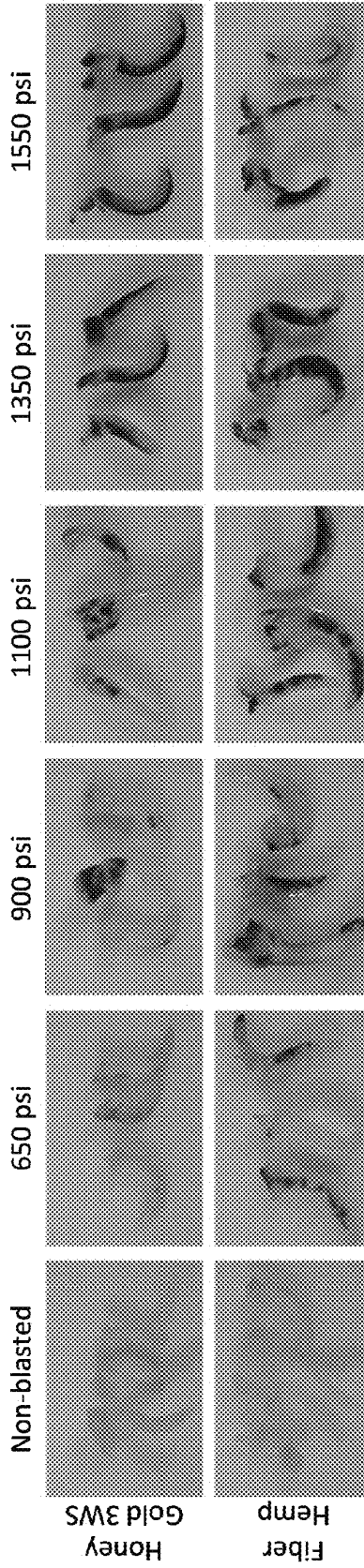


FIG. 24

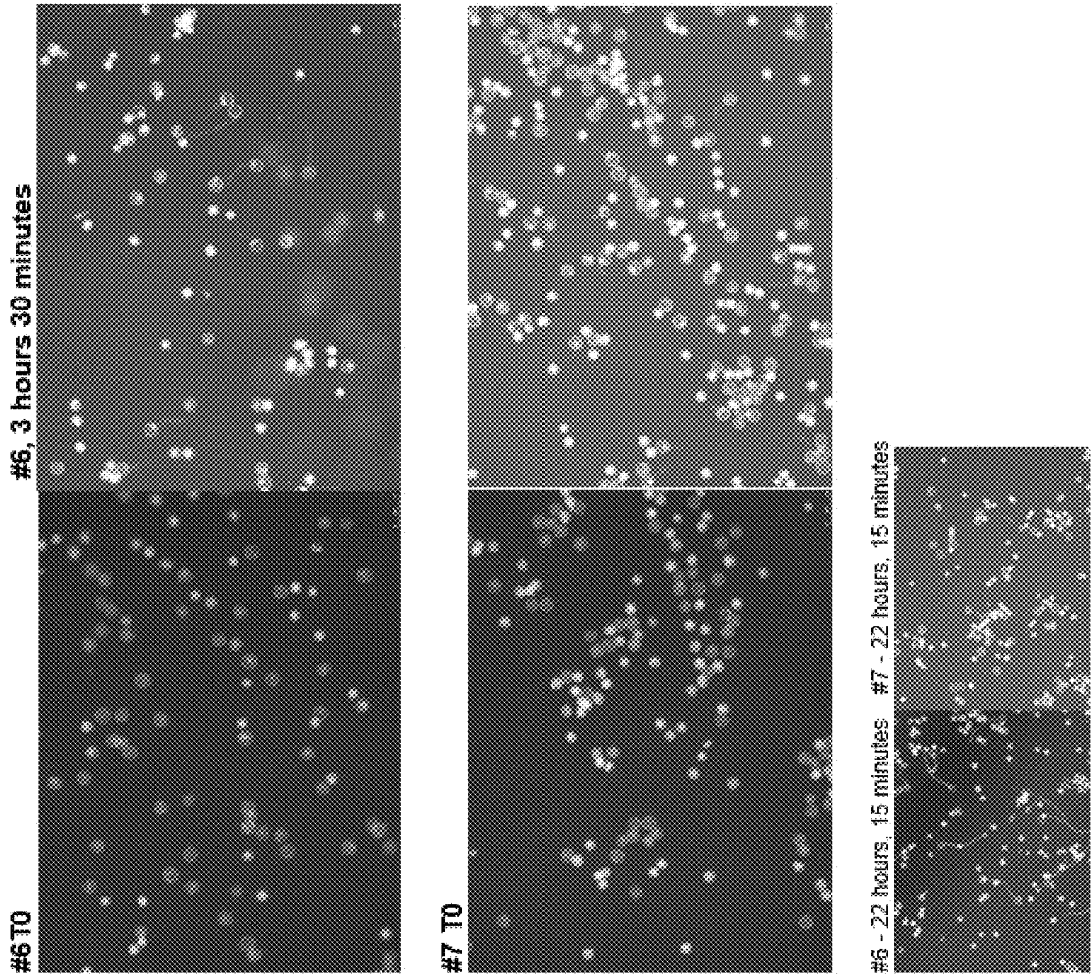


FIG. 25






FIG. 26

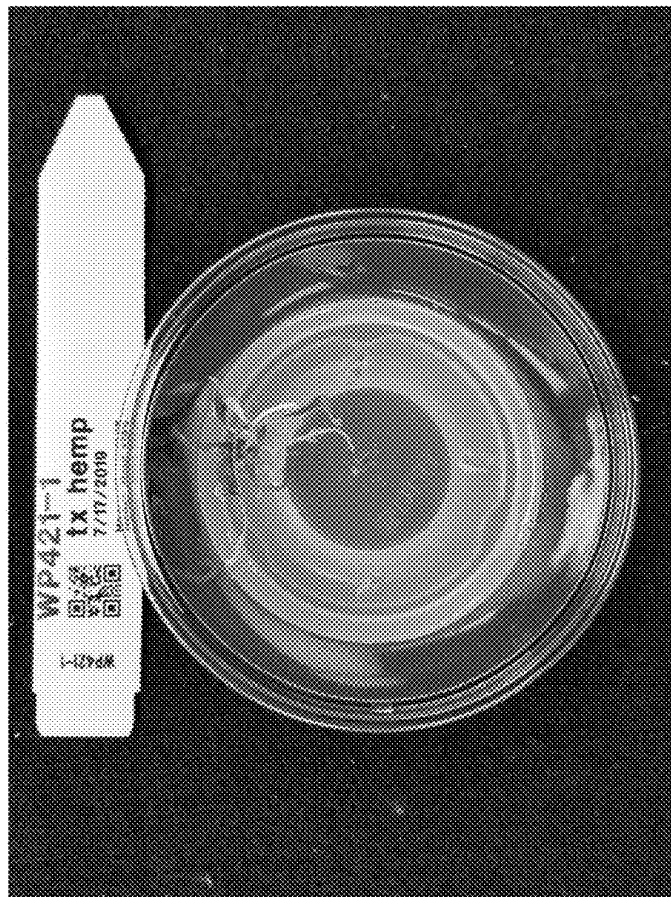


FIG. 27




FIG. 28




FIG. 29



FIG. 30



FIG. 31



FIG. 32

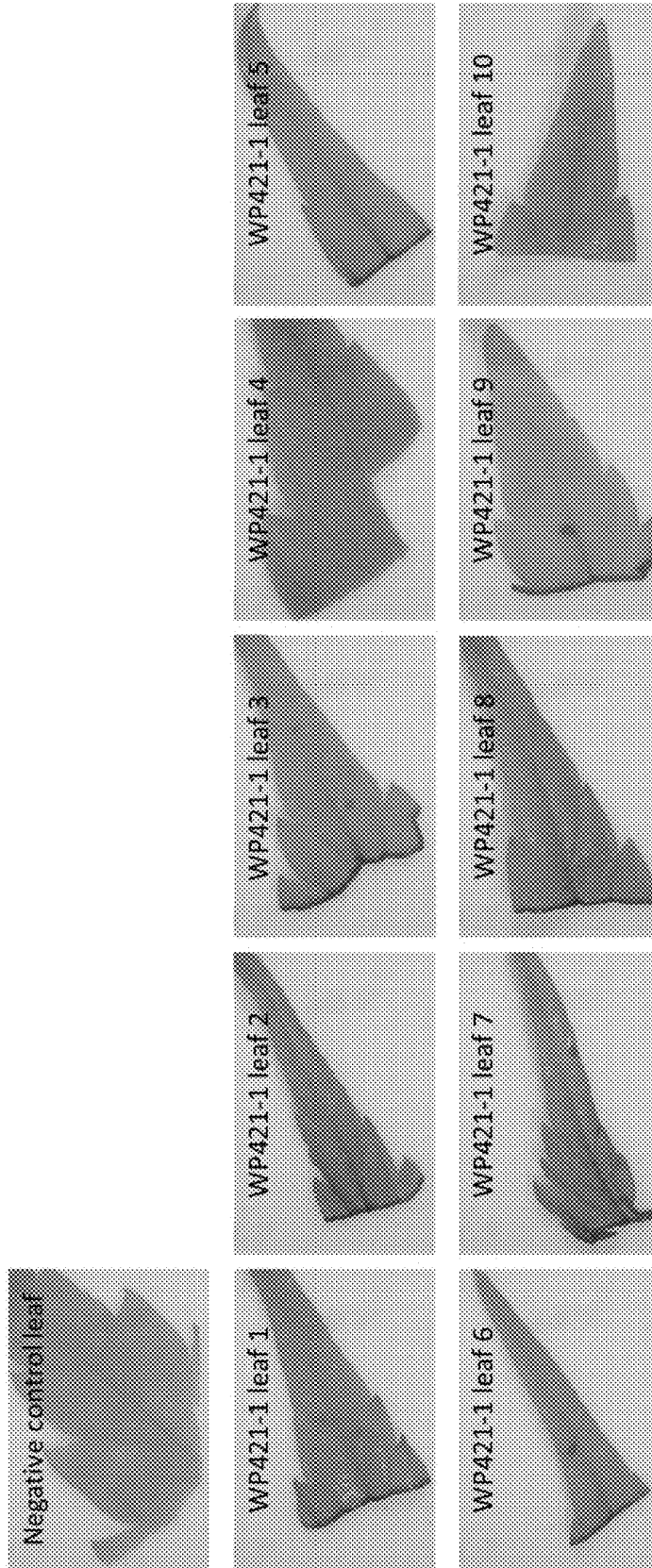
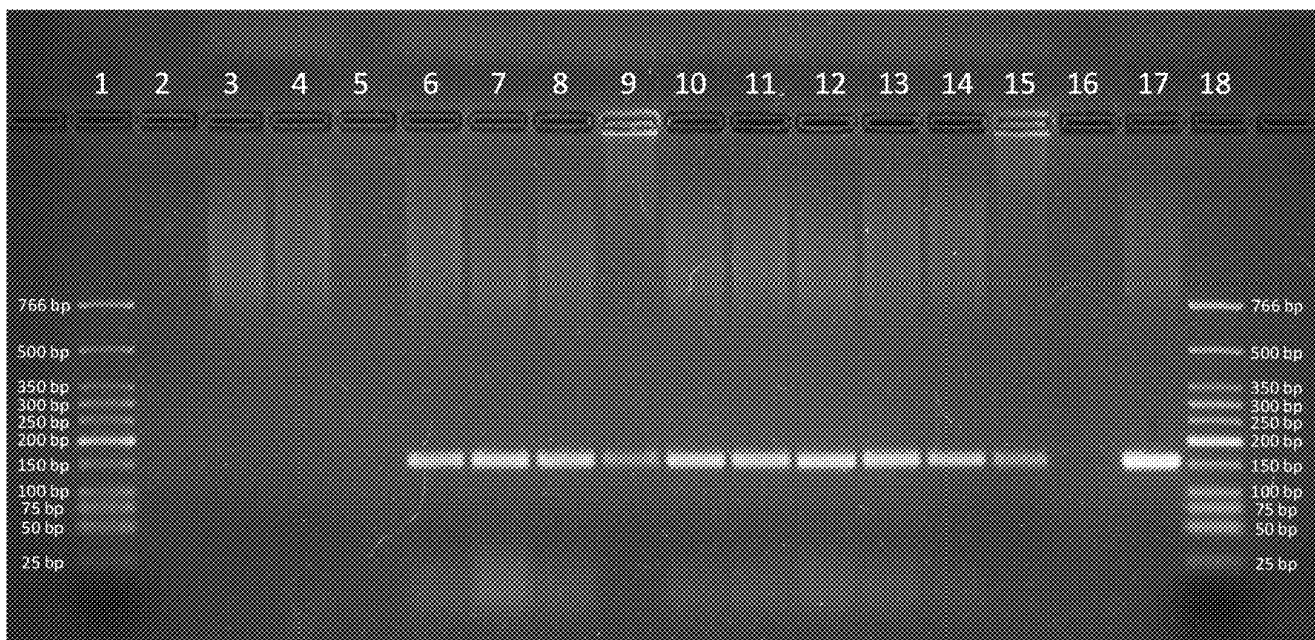


FIG. 34



Ln 1 = Low molecular weight ladder
Ln 2 = blank
Ln 3 = 50:50 reagent negative control
Ln 4 = Cannabis 3WS negative control
Ln 5 = blank
Ln 6 = T0 Cannabis WP421-1 leaf 1
Ln 7 = T0 Cannabis WP421-1 leaf 2
Ln 8 = T0 Cannabis WP421-1 leaf 3
Ln 9 = T0 Cannabis WP421-1 leaf 4
Ln 10 = T0 Cannabis WP421-1 leaf 5
Ln 11 = T0 Cannabis WP421-1 leaf 6
Ln 12 = T0 Cannabis WP421-1 leaf 7
Ln 13 = T0 Cannabis WP421-1 leaf 8
Ln 14 = T0 Cannabis WP421-1 leaf 9
Ln 15 = T0 Cannabis WP421-1 leaf 10
Ln 16 = blank
Ln 17 = 2 ng plasmid DNA
Ln 18 = Low molecular weight ladder

FIG. 35

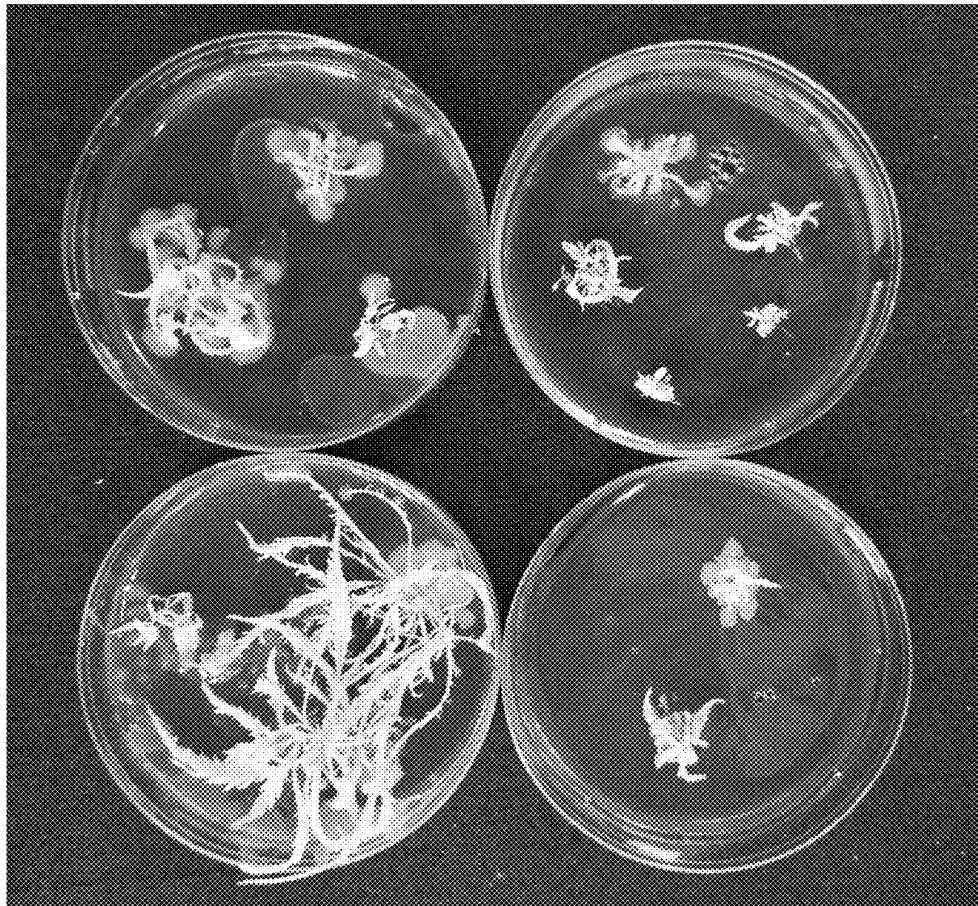


FIG. 36

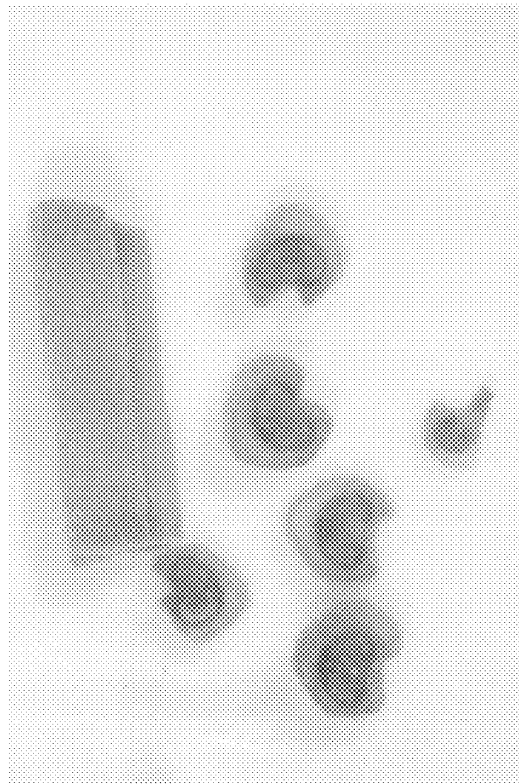


FIG. 37



FIG. 38



FIG. 39






FIG. 40




FIG. 41

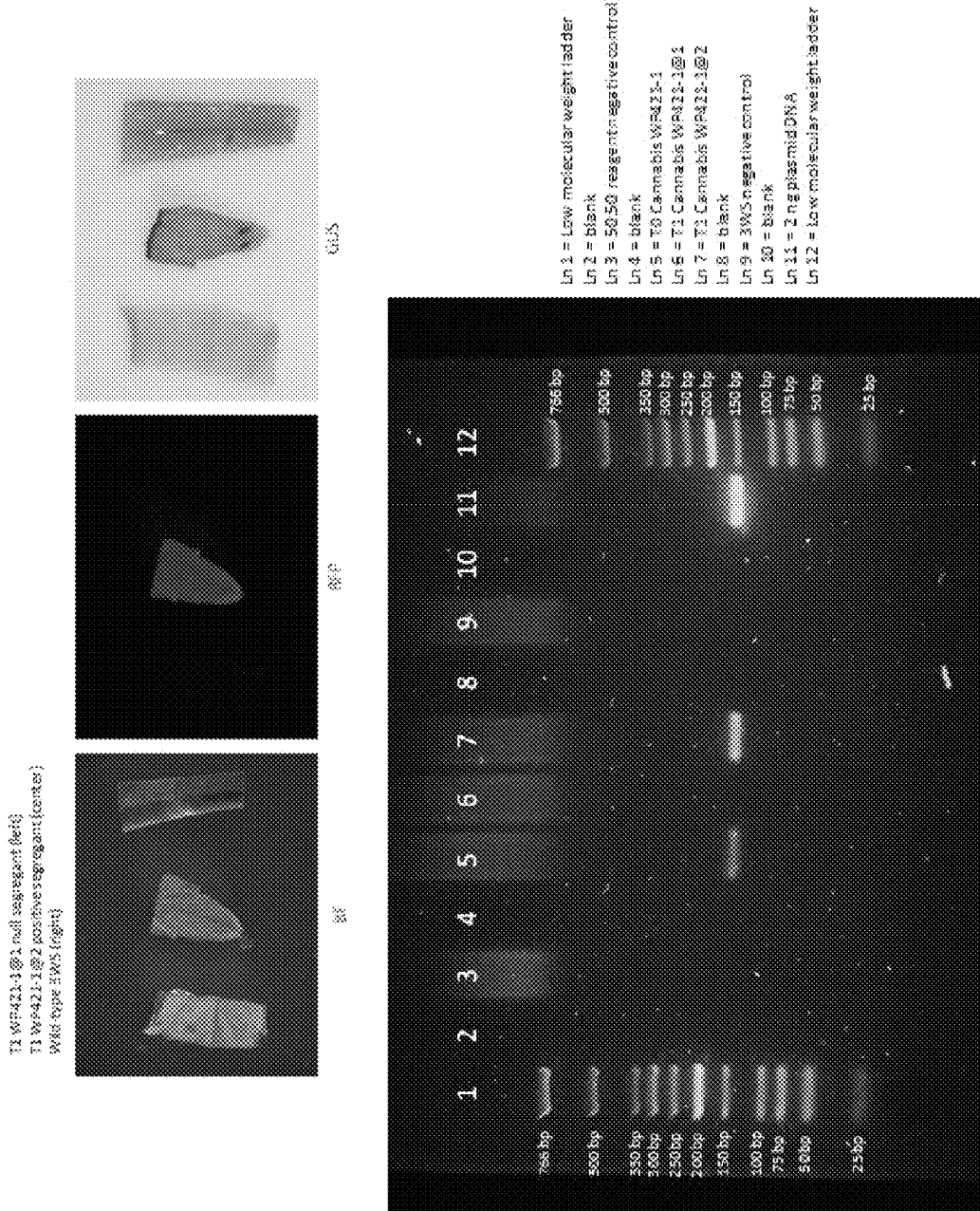


FIG. 42



FIG. 43



FIG. 44


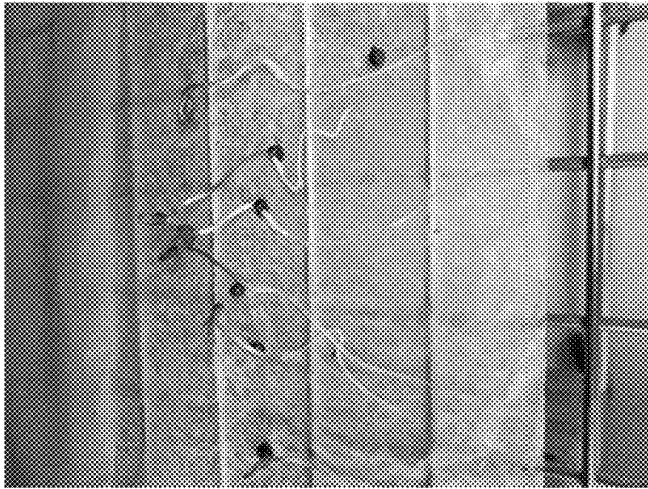

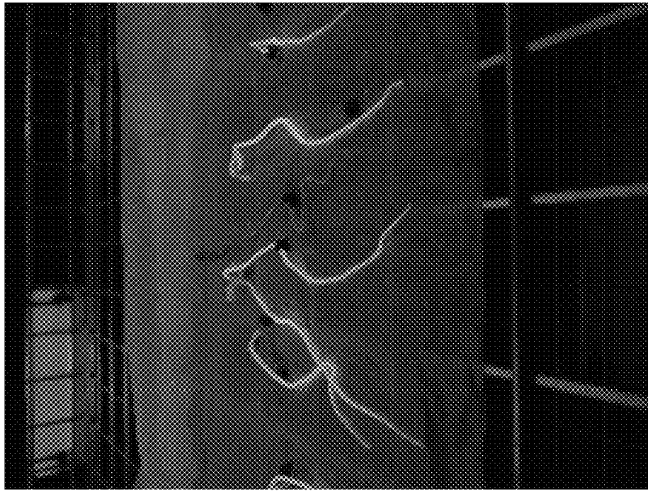


FIG. 45





FIG. 46




FIG. 47

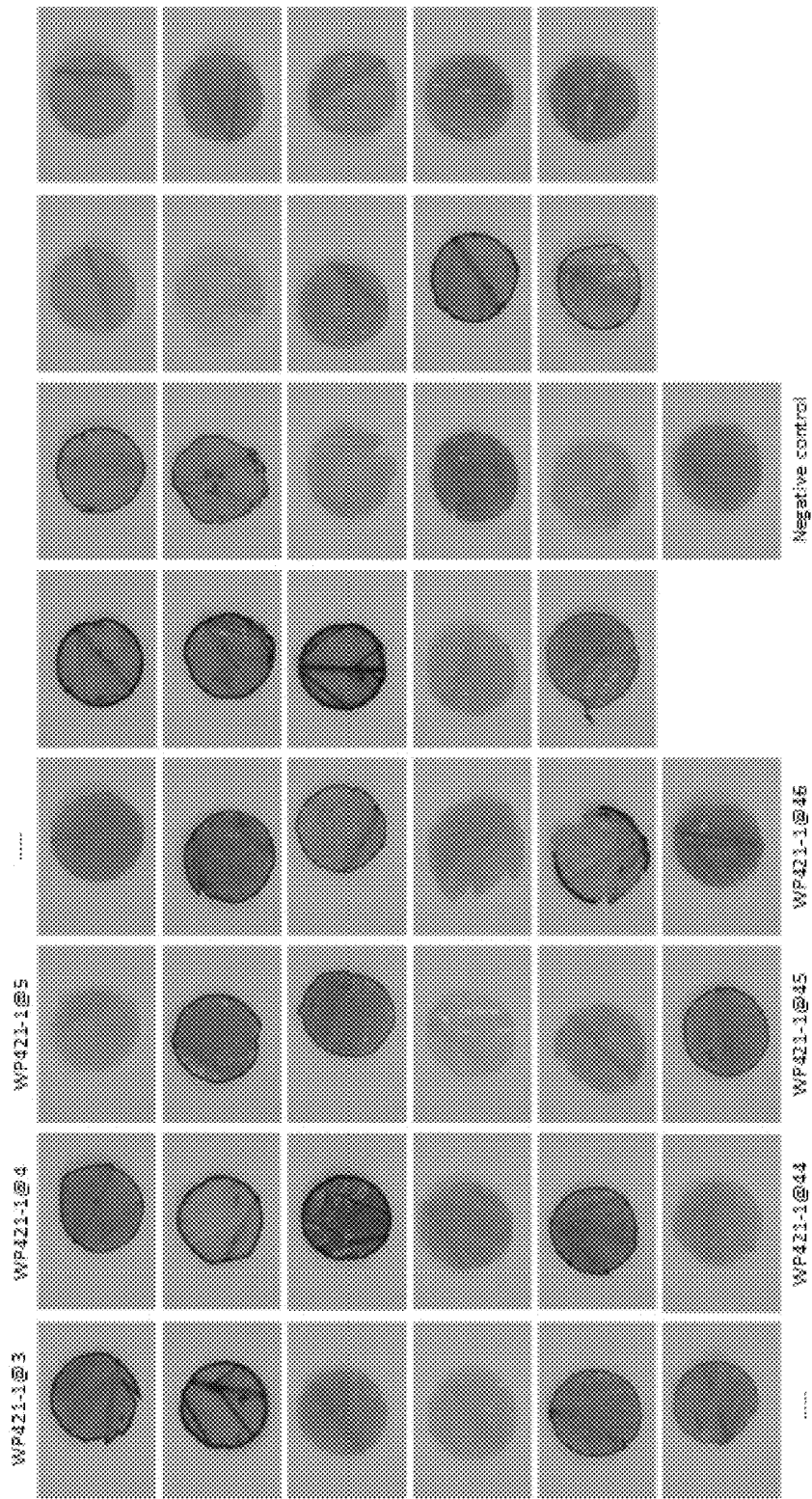


FIG. 48




FIG. 49




FIG. 50

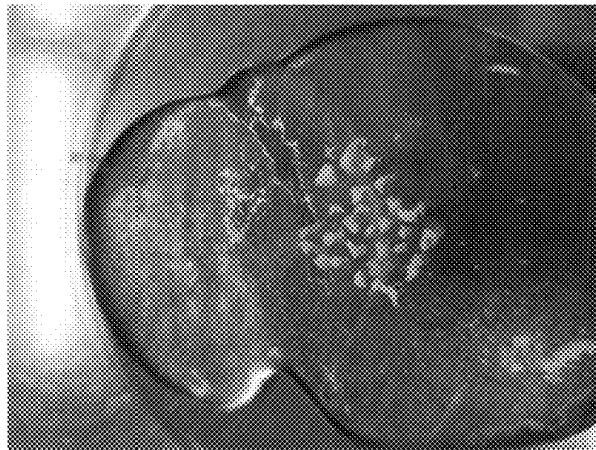


FIG. 51

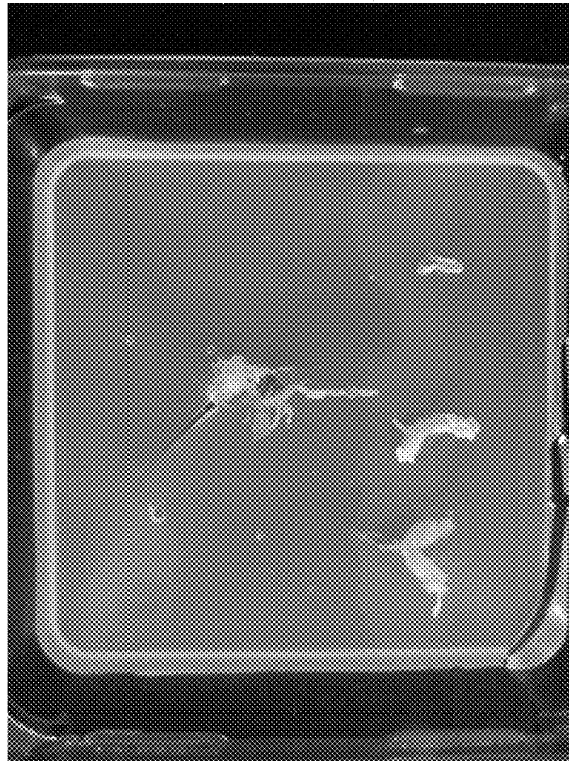



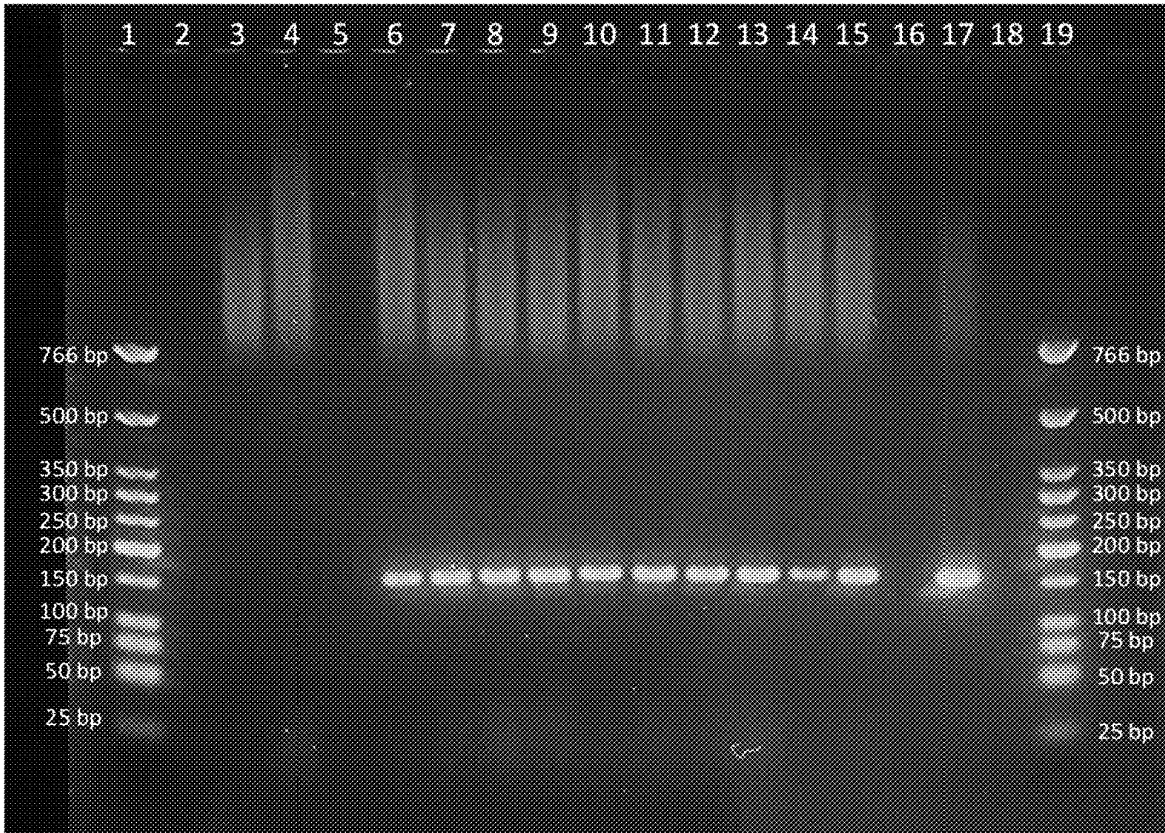
FIG. 52



FIG. 53



FIG. 54



Ln 1 = Low molecular weight ladder
Ln 2 = blank
Ln 3 = 50:50 reagent negative control
Ln 4 = Cannabis leaf negative control
Ln 5 = blank
Ln 6 = TO Cannabis WP001181-1 leaf 1
Ln 7 = TO Cannabis WP001181-1 leaf 2
Ln 8 = TO Cannabis WP001181-1 leaf 3
Ln 9 = TO Cannabis WP001181-1 leaf 4
Ln 10 = TO Cannabis WP001181-1 leaf 5
Ln 11 = TO Cannabis WP001181-1 leaf 6
Ln 12 = TO Cannabis WP001181-1 leaf 7
Ln 13 = TO Cannabis WP001181-1 leaf 8
Ln 14 = TO Cannabis WP001181-1 leaf 9
Ln 15 = TO Cannabis WP001181-1 leaf 10
Ln 16 = blank
Ln 17 = 2 ng plasmid DNA
Ln 18 = blank
Ln 19 = Low molecular weight ladder

FIG. 55




FIG. 56

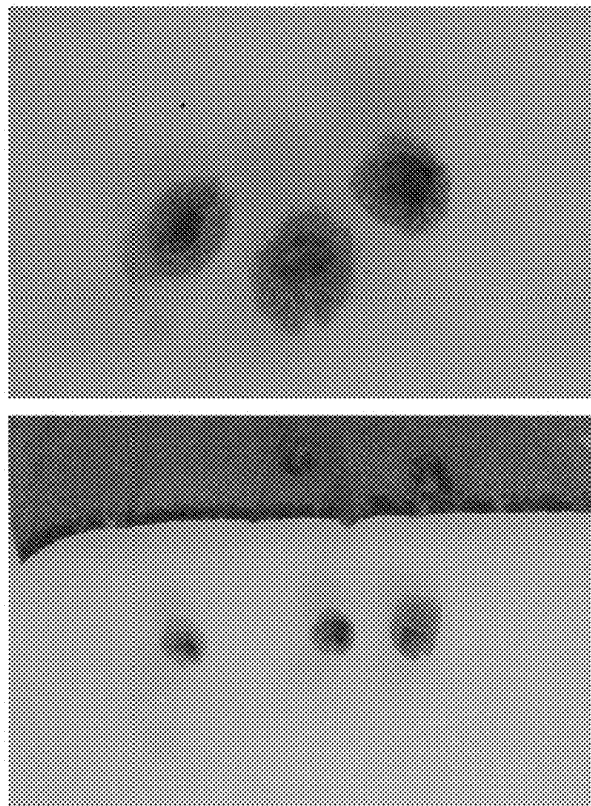


FIG. 57


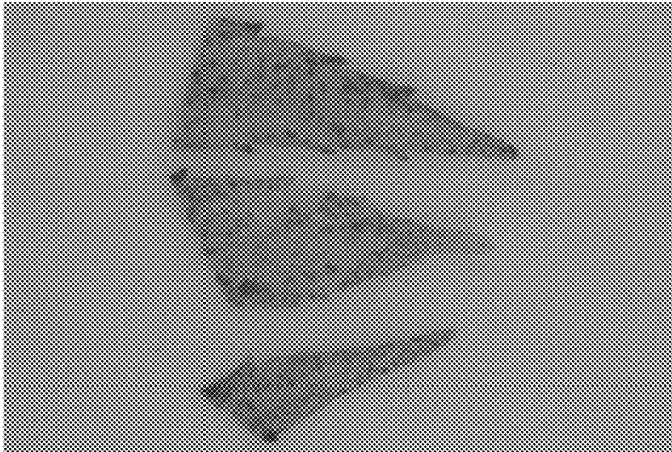


FIG. 58

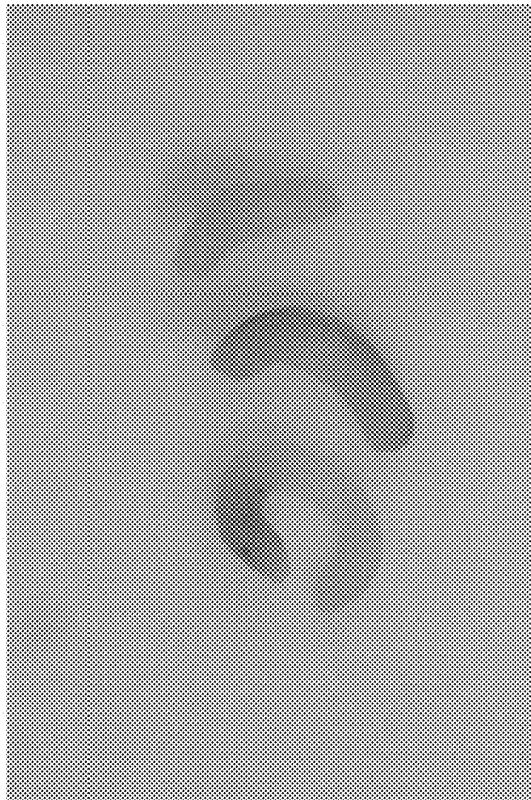


FIG. 59




FIG. 60

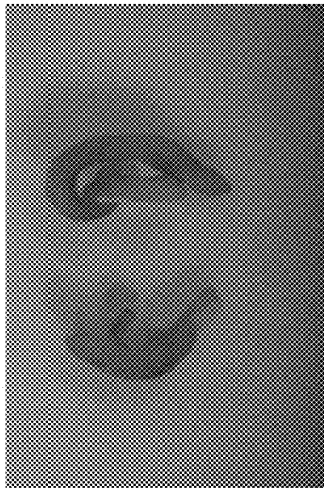
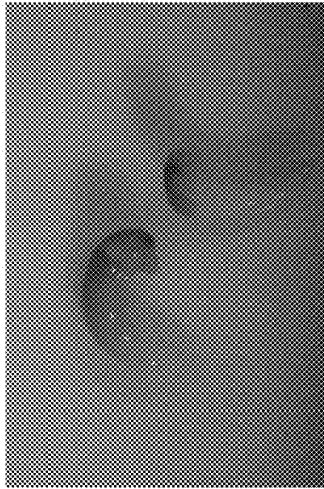


FIG. 61

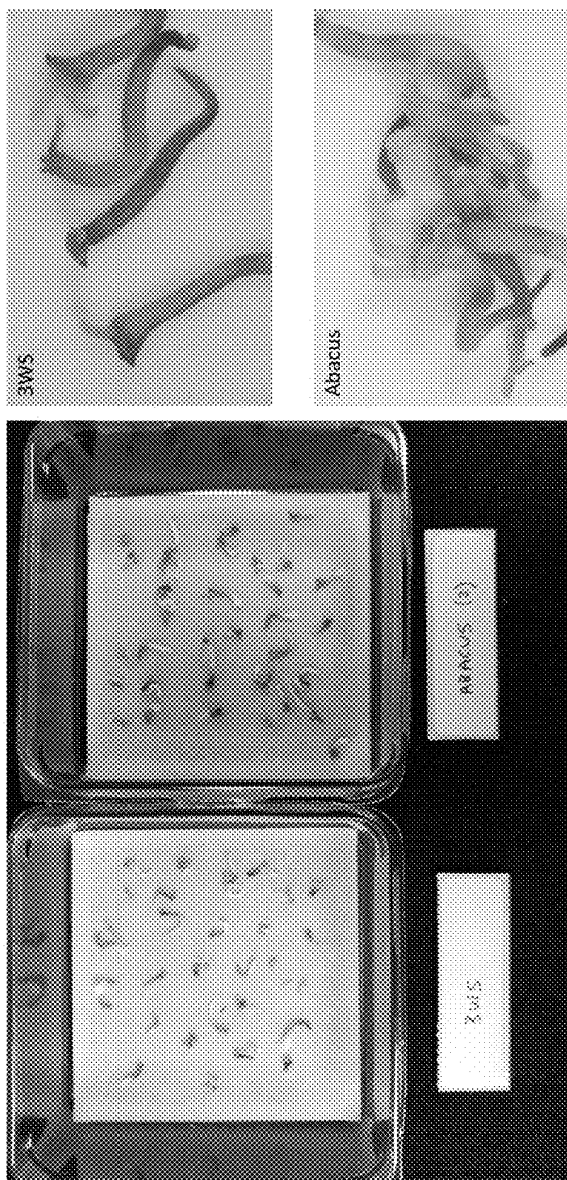


FIG. 62




FIG. 63

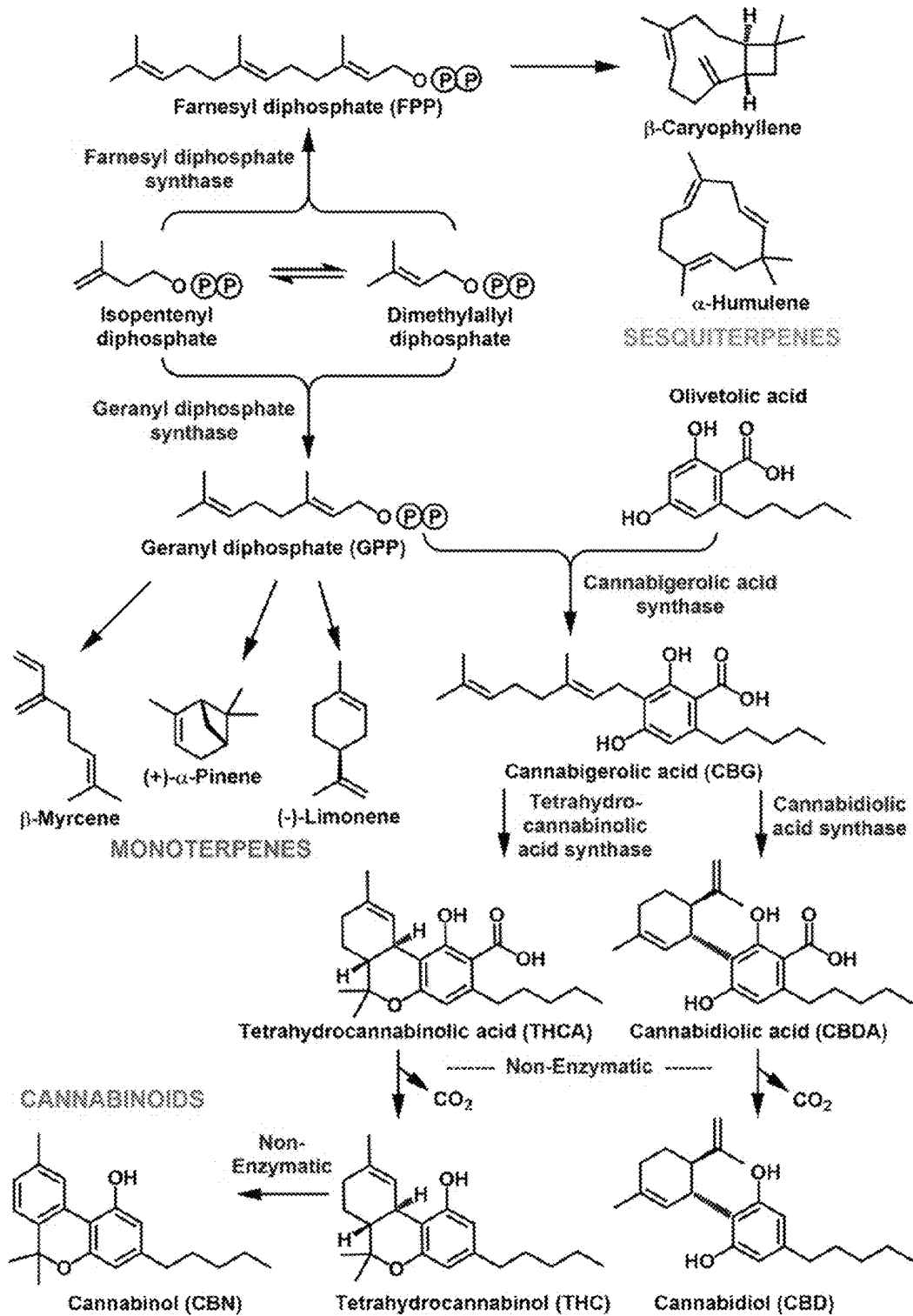


FIG. 64 CONTINUED



FIG. 65 CONTINUED

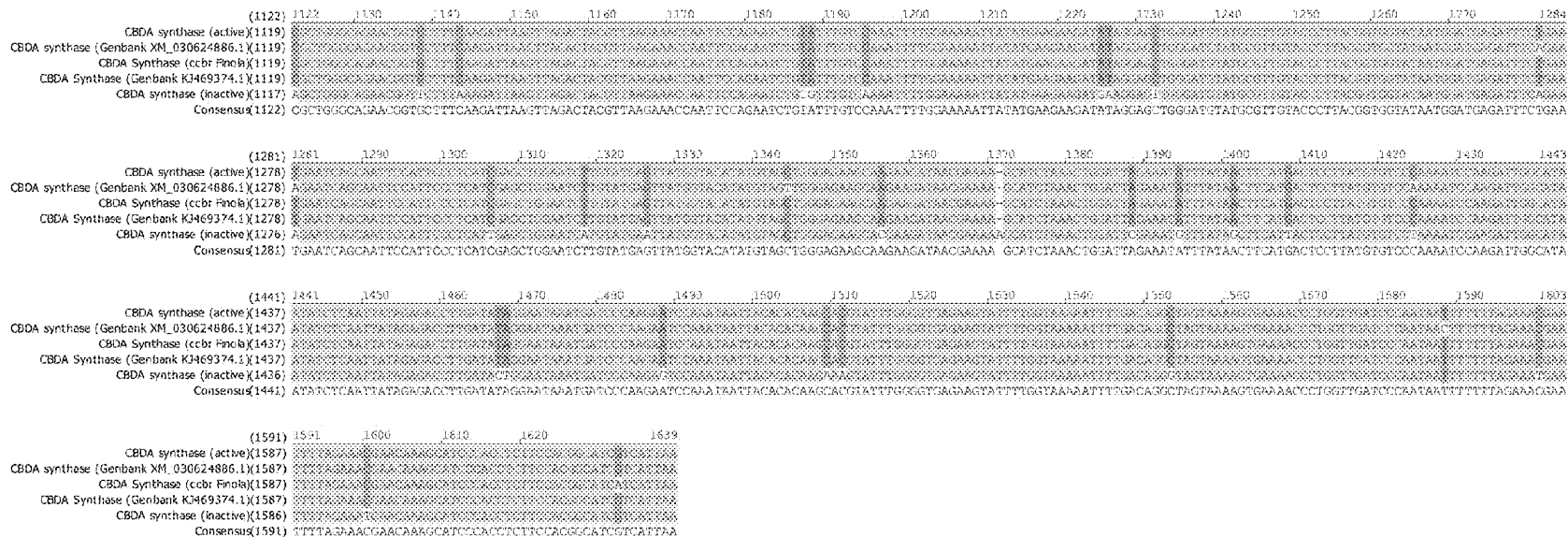


FIG. 66

BraLTP2 Original sequence: Type IIS recognition sequences: **Bsal**, **BpiI**, **BsmBI**

ATGGCGACAGGTTCTCGTGTTCTGATCGGTCTAGCAATGATCCTCATAATCTCAGGAGAACTGCTAGTTCCAGGGCAAGGA
ACGTGCCAAGGAGACATAGAGGGTCTGATGAGAGAATGTGCGGTCTACGTCCAGCGTCCAGGCCCAAAGGTAACCCATC
CGCAGCGTGTGCAAAGTCGTCAAGAGATCAGACATCCCCTGCGCATGTGGCCGTATCACACCCTCGGTTCAAAAATGAT
AGACATGAATAAGGTTGTTCTTGTCACCTCCTTTGTGGGAGGCCTCTCGCTCATGGTACCAAGTGTGGAAGCTACATTGTG
CCATGA



BraLTP2 CDS1 STOP Part for synthesis: Type IIS recognition sequences: **Bsal**, **BpiI**, **BsmBI**; **START**; **STOP**; **XXXX**
= motif liberated by **Bsal** digestion during Golden Gate Level 1 assembly of Transcriptional Unit.





GGTCTCAAATGGCGACAGGTTCTCGTGTTCTGATCGGTCTAGCAATGATCCTCATAATCTCAGGAGAACTGCTAGTTCCAGG
GCAAGGAACGTGCCAAGGAGACATAGAGGGTCTGATGAGAGAATGTGCGGTCTACGTCCAGCGTCCAGGCCCAAAGGTA
AACCCATCCGCAGCGTGTGCAAAGTCGTCAAGAGATCAGACATCCCCTGCGCATGTGGCCGTATCACACCCTCGGTTCAA
AAATGATAGACATGAATAAGGTTGTTCTTGTCACCTCCTTTGTGGGAGGCCTCTCGCTCATGGTACCAAGTGTGGAAGCTA
CATTGTGCCATGAGCTTAGAGACC

BraLTP2 CDS1 ns Part for synthesis: Type IIS recognition sequences: **Bsal**, **BpiI**, **BsmBI**; **START**; **STOP**; **XXXX** =
motif liberated by **Bsal** digestion during Golden Gate Level 1 assembly of Transcriptional Unit; ; replaces STOP
(and produces a Serine-Serine linker)

GGTCTCAAATGGCGACAGGTTCTCGTGTTCTGATCGGTCTAGCAATGATCCTCATAATCTCAGGAGAACTGCTAGTTCCAGG
GCAAGGAACGTGCCAAGGAGACATAGAGGGTCTGATGAGAGAATGTGCGGTCTACGTCCAGCGTCCAGGCCCAAAGGTA
AACCCATCCGCAGCGTGTGCAAAGTCGTCAAGAGATCAGACATCCCCTGCGCATGTGGCCGTATCACACCCTCGGTTCAA
AAATGATAGACATGAATAAGGTTGTTCTTGTCACCTCCTTTGTGGGAGGCCTCTCGCTCATGGTACCAAGTGTGGAAGCTA
CATTGTGCCAATTCGAGAGACC

FIG. 67

CsPT1 Original sequence: Type IIS recognition sequences:   
 ATGGGACTCTCATCAGTTTGTACCTTTTCATTTCAAACCTAATTACCATACTTTATTAATCCTCACAATAATAATCCCAAAACCTCATTATTA
 TGTTATCGACACCCCAAAACACCAATTAATACTCTTACAATAATTTTCCCTCTAAACATTGCTCCACCAAGAGTTTTCATCTACAAAACAA
 ATGCTCAGAATCATTATCAATCGCAAAAAATTCATTAGGGCAGCTACTACAAATCAAACCTGAGCCTCCAGAATCTGATAATCATTGAGTA
 GCAACTAAAATTTAAACTTTGGGAAGGCATGTTGGAAACTTCAAAGACCATATACAATCATAGCATTACTTCATGCGCTTGTGGATTGT
 TTGGGAAAGAGTTGTTGCATAACACAAATTAATAAGTTGGTCTCTGATGTTCAAGGCATTCTTTTTTTGGTGGCTGTATTATGCATTGCT
 TCTTTTACAACCTACCATCAATCAGATTTACGATCTTCACATTGACAGAATAAACAAGCCTGATCTACCCTAGCTTCAGGGGAAATATCAG
 TAAACACAGCTTGGATTATGAGCATAATTGTGGCACTGTTGGATTGATAAATACTATAAAAAATGAAGGGTGGACCACTCTATATATTTG
 GCTACTGTTTTGGTATTTTTGGTGGATTGTCTATTCTGTTCCACCATTTAGATGGAAGCAAAAATCCTTCCACTGCATTTCTTCAATTTCC
 TGGCCCATATTATTACAAATTTACATTTTATTATGCCAGCAGAGCAGCTCTTGGCCTACCATTGAGTTGAGGCTTCTTTTACTTCTCTGC
 TAGCATTATGAAATCAATGGGTTGAGCTTTGGCTTAATCAAAGATGCTTCAGACGTTGAAGGGGACACTAAATTTGGCATATCAACCTT
 GGCAAGTAAATATGTTCCAGAACTTGACATTATTTGTTCTGGAATTGTTCTCCTATCCTATGTGGCTGCTATACTTGTGGGATTATCT
 GGCCCCAGGCTTCAACAGTAACGTAATGTTACTTTCTCATGCAATCTTAGCATTTTGGTTAATCCTCCAGACTCGAGATTTTGGCTTAAACA
 AATTACGACCCGGAAGCAGGCAGAGAAGATTTACGAGTTCATGTGGAAGCTTTATTATGCTGAATATTTAGTATATGTTTTTCATATA

CsPT1 CDS1 STOP Part for synthesis: Type IIS recognition sequences:     XXXX = motif
 liberated by BsaI digestion during Golden Gate Level 1 assembly of Transcriptional Unit.
 GGTCTCAAAGGACTCTCATCAGTTTGTACCTTTTCATTTCAAACCTAATTACCATACTTTATTAATCCTCACAATAATAATCCCAAAACCT
 CATTATTAATGTTATCGACACCCCAAAACACCAATTAATACTCTTACAATAATTTTCCCTCTAAACATTGCTCCACCAAGAGTTTTCATCTAC
 AAAACAAATGCTCAGAATCATTATCAATCGCAAAAAATTCATTAGGGCAGCTACTACAAATCAAACCTGAGCCTCCAGAATCTGATAATC
 ATTCAGTAGCAACTAAAATTTAAACTTTGGGAAGGCATGTTGGAAACTTCAAAGACCATATACAATCATAGCATTACTTCATGCGCTTGT
 TGGATTGTTGGGAAGAGTTGTTGCATAACACAAATTAATAAGTTGGTCTCTGATGTTCAAGGCATTCTTTTTTTGGTGGCTGTATTA
 TGCATTGCTCTTTTACAACCTACCATCAATCAGATTTACGATCTTCACATTGACAGAATAAACAAGCCTGATCTACCCTAGCTTCAGGGG
 AAATATCAGTAAACACAGCTTGGATTATGAGCATAATTGTGGCACTGTTGGATTGATAAATACTATAAAAAATGAAGGGTGGACCACTCT
 ATATATTTGGCTACTGTTTTGGTATTTTTGGTGGGATTGTCTATTCTGTTCCACCATTTAGATGGAAGCAAAAATCCTTCCACTGCATTTCTTC
 TCAATTTCTGGCCCATATTATTACAAATTTACATTTTATTATGCCAGCAGAGCAGCTCTTGGCCTACCATTGAGTTGAGGCTTCTTTTA
 CTTTCTGCTAGCATTATGAAATCAATGGGTTGAGCTTTGGCTTAATCAAAGATGCTTCAGACGTTGAAGGCGACACTAAATTTGGCAT
 ATCAACCTTGGCAAGTAAATATGGTCCAGAACTTGACATTATTTGTTCTGGAATTGTTCTCCTATCCTATGTGGCTGCTATACTTGTCTG
 GGATTATCTGGCCCCAGGCTTCAACAGTAACGTAATGTTACTTTCTCATGCAATCTTAGCATTTTGGTTAATCCTCCAGACTCGAGATTTT
 GCGTTAACAATACGACCCGGAAGCAGGCAGAGAAGATTTACGAGTTCATGTGGAAGCTTTATTATGCTGAATATTTAGTATATGTTTTCA
 TATAAGCTTAGAGACC







CsPT1 CDS1 ns Part for synthesis: Type IIS recognition sequences:     XXXX = motif liberated
 by BsaI digestion during Golden Gate Level 1 assembly of Transcriptional Unit;  replaces STOP (and produces a Serine-Serine
 linker)
 GGTCTCAAAGGACTCTCATCAGTTTGTACCTTTTCATTTCAAACCTAATTACCATACTTTATTAATCCTCACAATAATAATCCCAAAACCT
 CATTATTAATGTTATCGACACCCCAAAACACCAATTAATACTCTTACAATAATTTTCCCTCTAAACATTGCTCCACCAAGAGTTTTCATCTAC
 AAAACAAATGCTCAGAATCATTATCAATCGCAAAAAATTCATTAGGGCAGCTACTACAAATCAAACCTGAGCCTCCAGAATCTGATAATC
 ATTCAGTAGCAACTAAAATTTAAACTTTGGGAAGGCATGTTGGAAACTTCAAAGACCATATACAATCATAGCATTACTTCATGCGCTTGT
 TGGATTGTTGGGAAGAGTTGTTGCATAACACAAATTAATAAGTTGGTCTCTGATGTTCAAGGCATTCTTTTTTTGGTGGCTGTATTA
 TGCATTGCTCTTTTACAACCTACCATCAATCAGATTTACGATCTTCACATTGACAGAATAAACAAGCCTGATCTACCCTAGCTTCAGGGG
 AAATATCAGTAAACACAGCTTGGATTATGAGCATAATTGTGGCACTGTTGGATTGATAAATACTATAAAAAATGAAGGGTGGACCACTCT
 ATATATTTGGCTACTGTTTTGGTATTTTTGGTGGGATTGTCTATTCTGTTCCACCATTTAGATGGAAGCAAAAATCCTTCCACTGCATTTCTTC
 TCAATTTCTGGCCCATATTATTACAAATTTACATTTTATTATGCCAGCAGAGCAGCTCTTGGCCTACCATTGAGTTGAGGCTTCTTTTA
 CTTTCTGCTAGCATTATGAAATCAATGGGTTGAGCTTTGGCTTAATCAAAGATGCTTCAGACGTTGAAGGCGACACTAAATTTGGCAT
 ATCAACCTTGGCAAGTAAATATGGTCCAGAACTTGACATTATTTGTTCTGGAATTGTTCTCCTATCCTATGTGGCTGCTATACTTGTCTG
 GGATTATCTGGCCCCAGGCTTCAACAGTAACGTAATGTTACTTTCTCATGCAATCTTAGCATTTTGGTTAATCCTCCAGACTCGAGATTTT
 GCGTTAACAATACGACCCGGAAGCAGGCAGAGAAGATTTACGAGTTCATGTGGAAGCTTTATTATGCTGAATATTTAGTATATGTTTTCA
 TATCTGAGAGACC

FIG. 68

CsOMT1 CDS Original sequence: Type IIS recognition sequences:   
 ATGGGTTCAACAGGAATAAGAGACC~~CA~~AAATGACCCCAACCCAAATATCCGACGAGAAGCCAACCTCTTCGCCATGCAATTAGCCAGTGC
 CTCAGTCTTACCCATGGTTCTCAAAGCAGCTTTAGAGCTCGACCTCTTGGAGATCATAGCCAAGGCCGGTCCAGGCGGTTTCTCAOCT
 TCCGACATAGCTCAACAGCTTCCGACTCAGAACCAGACGCCCCGGTGATGCTGGACCGGATGCTGAGACTGTTGGCTAGCTACAACGT
 GGTGACGTA~~CT~~CGCTGCGTGAGCGT~~CG~~CGGAAGAGGAAGGGAAGGTGGAGAGGCTTTATGGTTGGCTCCGGTGAGTAAATA
 TCTGACGAAGAATGAAGATGGAGTCTCCATTGCTCCTCTTTGTCTCATGAACCAGGATAAGSTTCTTATGGAGAGTTGGTATCACTAAA
 AGATGCAGTACTTGATGGAGGAATACCTTTCAACAAGGCATATGGAATGACAGCATTGAATATCATGGAACCGATCAAAGGTTCAATA
 AAATCTTTAATAGAGGAATGTCCGACCACTCGACTATTACCATGAAAAAATCCTCGAACTTACAAGGTTTCGAGGGTCTTAACTCGA
 TTGTTGATGTTGGTGGTGGTACTGGAGCTGTTGTTAACATGAT~~CG~~TAAGTACCCTACTATTAAGGGTATTAACCTGGATTTGCCCTCA
 TGTCAATCGAAGATGCACCTCCATTGACCGTGTAGAGCATGTTGGAGGAGACATGTTTGAAGTGTACCAAAGGAGATGCAATTTTCAT
 GAAAGTGGATTTGCCATGATTGGAGCGATGAACACTGCTTGAATCTTGAAGAAGTGCACCGCTGCACTGCCGGAACACGGAAAAGTGA
 TCGTGGCGGAGTGCATTCTCCGGTGGCACCBBACTDGGACCTTGGCACAAGAGTACGGTCCACATTGATGTGATCATGTTGGCCDATA
 ACCCTGGTGGCAAAGAGAAACAGAGAAAGAGTTGAGGCCATTGCTAAGGGAGCTGGCTTTAAAGGCTTCAAAGTCCATTGCAATGC
 TTTCAATACCCATATCATGGAATTTCTCAAGACCATTAA

CsOMT21 CDS1 STOP Part for synthesis: Type IIS recognition sequences:       XXXX = motif
 liberated by BsaI digestion during Golden Gate Level 1 assembly of Transcriptional Unit; ~~█~~ = mutations to eliminate internal Type
 IIS restriction endonuclease recognition motifs.
~~GGTCTCAA~~~~GG~~TTCAACAGGAATAGA~~AC~~CCAAATGACCCCAACCCAAATATCCGACGAGAAGCCAACCTCTTCGCCATGCAATTAG
 CCAGTGCTCAGTCTTACCCATGGTTCTCAAAGCAGCTTTAGAGCTCGACCTCTTGGAGATCATAGCCAAGGCCGGTCCAGGCGGTTTC
 TCTCACCTTCCGACATAGCTCAACAGCTTCCGACTCAGAACCAGACGCCCCGGTGATGCTGGACCGGATGCTGAGACTGTTGGCTAGCT
 ACAACGTGGTGA~~CT~~CGCTGCGTGAGCGT~~CG~~CGGAAGAGGAAGGGAAGGTGGAGAGGCTTTATGGTTGGCTCCGGTGGA
 GTAAATATCTGACGAAGAATGAAGATGGAGTCTCCATTGCTCCTCTTTGTCTCATGAACCAGGATAAGSTTCTTATGGAGAGTTGGTATC
 ACTTAAAAGATGCAGTACTTGATGGAGGAATACCTTTCAACAAGGCATATGGAATGACAGCATTGAATATCATGGAACCGATCAAAGG
 TTCAATAAAATCTTTAATAGAGGAATGTCCGACCACTCGACTATTACCATGAAAAAATCCTCGAACTTACAAGGTTTCGAGGGTCTTA
 ACTCGATTGTTGATGTTGGTGGTGGTACTGGAGCTGTTGTTAACATGAT~~CG~~TAAGTACCCTACTATTAAGGGTATTAACCTCGATTT
 GCCTCATGTCATCGAAGATGCACCTCCATTGACCGTGTAGAGCATGTTGGAGGAGACATGTTTGAAGTGTACCAAAGGAGATGCAA
 TTTTCATGAAGTGGATTTGCCATGATTGGAGCGATGAACACTGCTTGAATCTTGAAGAAGTGCACCGCTGCACTGCCGGAACACGGAA
 AAGTGTATCGTGGCGGAGTGCATTCTCCGGTGGCACCBBACTCGAGCCTTGGCACAAGAGTACGGTCCACATTGATGTGATCATGTTG
 GCCCATAACCTTGGTGGCAAAGAGAGAAACAGAGAAAGAGTTGAGGCCATTGGCTAAGGGAGCTGGCTTTAAAGGCTTCAAAGTCCATT
 GCAATGCTTTCAATACCCATATCATGGAATTTCTCAAGACCATT~~TAAGCTTAGAGACC~~













CsOMT1 CDS1 ns Part for synthesis: Type IIS recognition sequences:      STOP, XXXX = motif liberated
 by BsaI digestion during Golden Gate Level 1 assembly of Transcriptional Unit; ~~█~~ = mutations to eliminate internal Type IIS
 restriction endonuclease recognition motifs; ~~█~~ replaces STOP (and produces a Serine-Serine linker)
~~GGTCTCAA~~~~GG~~TTCAACAGGAATAGA~~AC~~CCAAATGACCCCAACCCAAATATCCGACGAGAAGCCAACCTCTTCGCCATGCAATTAG
 CCAGTGCTCAGTCTTACCCATGGTTCTCAAAGCAGCTTTAGAGCTCGACCTCTTGGAGATCATAGCCAAGGCCGGTCCAGGCGGTTTC
 TCTCACCTTCCGACATAGCTCAACAGCTTCCGACTCAGAACCAGACGCCCCGGTGATGCTGGACCGGATGCTGAGACTGTTGGCTAGCT
 ACAACGTGGTGA~~CT~~CGCTGCGTGAGCGT~~CG~~CGGAAGAGGAAGGGAAGGTGGAGAGGCTTTATGGTTGGCTCCGGTGGA
 GTAAATATCTGACGAAGAATGAAGATGGAGTCTCCATTGCTCCTCTTTGTCTCATGAACCAGGATAAGSTTCTTATGGAGAGTTGGTATC
 ACTTAAAAGATGCAGTACTTGATGGAGGAATACCTTTCAACAAGGCATATGGAATGACAGCATTGAATATCATGGAACCGATCAAAGG
 TTCAATAAAATCTTTAATAGAGGAATGTCCGACCACTCGACTATTACCATGAAAAAATCCTCGAACTTACAAGGTTTCGAGGGTCTTA
 ACTCGATTGTTGATGTTGGTGGTGGTACTGGAGCTGTTGTTAACATGAT~~CG~~TAAGTACCCTACTATTAAGGGTATTAACCTCGATTT
 GCCTCATGTCATCGAAGATGCACCTCCATTGACCGGTGTAGAGCATGTTGGAGGAGACATGTTTGAAGTGTACCAAAGGAGATGCAA
 TTTTCATGAAGTGGATTTGCCATGATTGGAGCGATGAACACTGCTTGAATCTTGAAGAAGTGCACCGCTGCACTGCCGGAACACGGAA
 AAGTGTATCGTGGCGGAGTGCATTCTCCGGTGGCACCBBACTCGAGCCTTGGCACAAGAGTACGGTCCACATTGATGTGATCATGTTG
 GCCCATAACCTTGGTGGCAAAGAGAGAAACAGAGAAAGAGTTGAGGCCATTGGCTAAGGGAGCTGGCTTTAAAGGCTTCAAAGTCCATT
 GCAATGCTTTCAATACCCATATCATGGAATTTCTCAAGACCATT~~TTCCGAGAGACC~~

FIG. 69

CsPT3 CDS Original sequence: Type IIS recognition sequences: 
 ATGSGTGTTCATCAGTTTGTAGTTTCCATCCTCCCTTGGAACTAATTTAAATTAGTTCCTCGTAGTAATTTAAGGCATCATCTTCAT
 TATCATGAAATAAATAATTTTATTAATAATAAACC AATTA AATTTCTCATATTTTCTTCAAGACTATATTGCTCTGCCAAACCAATTGTACAC
 AGAGAAAACAAATTCACAAAATCATTTCCTCACTCAGCCACCTCCAAAGGAAAAGCTCCATAAAGGCACATGGTGA AATTGAAGCTGATGG
 GAGTAATGGCACATCTGAATTTAATGTAATGAAAAGTGGAAACGCAATTTGGAGATTTGTAAGGCCATATGCAGCCAAGGGAGATTGT
 TTAACCTGCTGCTATGTTTGCAAAAAGAGTTGGTGGGAACCTAAATCTATTTAGTTGGCCTTTGATGTTTAAGATACTCTCTTTACATTG
 GTTATTTTATGCATTTTGTAAGTACAAGTGGCATCAATCAAATTTATGATCTCGACATCGACAGGTTAAACAAACCTAATTTGCCAGTAG
 CATCAGGAGAAATTCAGTTGAATTTGGCATGGTTGTGACTATAGTTGTACAATAAGTGGCCTCACATTAACAATTATAACGAACCTCAG
 GGCCATCTTCCCTTCTCTACTCTGCTAGTATCTTTTTGGCTTCTCTATTCTGCTCCTCCATTGAGATGGAAGAAGAATCCTTTTACAGC
 ATGTTTCTGTAATGTTATGTTGATGTTGGCACAAGCGTTGGTGTCTATTATGCTTGTAAAGGCTAGTCTCGGGCTTCCAGCCAACCTGGAGC
 CCTGCTTTTGTGCTCTTTGGTTTATTTCAATGTTGAGTATACCCATCTCCATTGCAAAAAGATCTTTCAGACATAGAAGGTGACCGCAA
 GTTGGAAATCATAACCTTCTCAACTAAATTTGGAGCAAAAACCCATAGCATATATTTGTATGGACTCATGCTTCTGAATTACGTGAGTGT
 ATGGCTGCAGCTATTATTTGGCCACAGTTTTCAACAGTAGCGTAATTTGCTTCTCATGCATTCATGGCAATTTGGGTATTATATCAGCC
 TTGGATATTGGAGAAATCAAATTAAGCCACGTGCCAAAATACTATATATCTTTGGATAATTTTTCTCTTGAACATGCCTTCT
 ATTTGTTTATGTAG

CsPT3 CDS1 STDP Part for synthesis: Type IIS recognition sequences:  **STOP**; XXXX = motif liberated by *Bsa*I digestion during Golden Gate Level 1 assembly of Transcriptional Unit;  = mutations to eliminate internal Type IIS restriction endonuclease recognition motifs.

GGTCTCAAGTGTTCTCATCAGTTTGTAGTTTCCATCCTCCCTTGGAACTAATTTAAATTAGTTCCTCGTAGTAATTTAAGGCATCAT
 CTTCTCATTATCATGAAATAAATAATTTTATTAATAATAAACC AATTA AATTTCTCATATTTTCTTCAAGACTATATTGCTCTGCCAAACCA
 TTGTACACAGAGAAAACAAATTCACAAAATCATTTCCTCACTCAGCCACCTCCAAAGGAAAAGCTCCATAAAGGCACATGGTGA AATTGAAG
 CTGATGGGAGTAATGGCACATCTGAATTTAATGTAATGAAAAGTGGAAACGCAATTTGGAGATTTGTAAGGCCATATGCAGCCAAGGGGA
 GTATTGTTAACTCTGCTGCTATGTTTGCAAAAAGAGTTGGTGGGAACCTAAATCTATTTAGTTGGCCTTTGATGTTTAAGATACTCTCTTT
 TACATTGGTTATTTTATGCATTTTGTAAGTACAAGTGGCATCAATCAAATTTATGATCTCGACATCGACAGGTTAAACAAACCTAATTTGC
 CAGTAGCATCAGGAGAAATTCAGTTGAATTTGGCATGGTTGTGACTATAGTTGTACAATAAGTGGCCTCACATTAACAATTATAACGA
 ACTCAGGGCCATTCTCCCTTTCTCTACTCTGCTAGTATCTTTTTGGCTTCTCTATTCTGCTCCTCCATTGAGATGGAAGAAGAATCCTTT
 TACAGCATGTTTCTGTAATGTTATGTTGATGTTGGCACAAGCGTTGGTGTCTATTATGCTTGTAAAGGCTAGTCTCGGGCTTCCAGCCAAC
 TGGAGCCCTGCTTTTGTGCTCTTTGGTTATTTCAATGTTGAGTATACCCATCTCCATTGCAAAAAGATCTTTCAGACATAGAAGGTGA
 CCGCAAGTTTGGAAATCATAACCTTCTCAACTAAATTTGGAGCAAAAACCCATAGCATATATTTGTATGGACTCATGCTTCTGAATTACGTG
 AGTGTATGCTGCAGCTATTATTTGGCCACAGTTTTCAACAGTAGCGTAATTTGCTTCTCATGCATTCATGGCAATTTGGGTATTATA
 TCAGGCTTGGATATTGGAGAAATCAAATTAAGCCACGTGCCAAAATACTATATATCTTTGGATAATTTTTCTCTTGAACAT
 GCCTTCTATTGTTTCATGTAGGCTTAGAGACC

CsPT3 CDS1 ns Part for synthesis: Type IIS recognition sequences:  **STOP**; XXXX = motif liberated by *Bsa*I digestion during Golden Gate Level 1 assembly of Transcriptional Unit;  = mutations to eliminate internal Type IIS restriction endonuclease recognition motifs;  replaces STOP (and produces a Serine-Serine linker)

GGTCTCAAGTGTTCTCATCAGTTTGTAGTTTCCATCCTCCCTTGGAACTAATTTAAATTAGTTCCTCGTAGTAATTTAAGGCATCAT
 CTTCTCATTATCATGAAATAAATAATTTTATTAATAATAAACC AATTA AATTTCTCATATTTTCTTCAAGACTATATTGCTCTGCCAAACCA
 TTGTACACAGAGAAAACAAATTCACAAAATCATTTCCTCACTCAGCCACCTCCAAAGGAAAAGCTCCATAAAGGCACATGGTGA AATTGAAG
 CTGATGGGAGTAATGGCACATCTGAATTTAATGTAATGAAAAGTGGAAACGCAATTTGGAGATTTGTAAGGCCATATGCAGCCAAGGGGA
 GTATTGTTAACTCTGCTGCTATGTTTGCAAAAAGAGTTGGTGGGAACCTAAATCTATTTAGTTGGCCTTTGATGTTTAAGATACTCTCTTT
 TACATTGGTTATTTTATGCATTTTGTAAGTACAAGTGGCATCAATCAAATTTATGATCTCGACATCGACAGGTTAAACAAACCTAATTTGC
 CAGTAGCATCAGGAGAAATTCAGTTGAATTTGGCATGGTTGTGACTATAGTTGTACAATAAGTGGCCTCACATTAACAATTATAACGA
 ACTCAGGGCCATTCTCCCTTTCTCTACTCTGCTAGTATCTTTTTGGCTTCTCTATTCTGCTCCTCCATTGAGATGGAAGAAGAATCCTTT
 TACAGCATGTTTCTGTAATGTTATGTTGATGTTGGCACAAGCGTTGGTGTCTATTATGCTTGTAAAGGCTAGTCTCGGGCTTCCAGCCAAC
 TGGAGCCCTGCTTTTGTGCTCTTTGGTTATTTCAATGTTGAGTATACCCATCTCCATTGCAAAAAGATCTTTCAGACATAGAAGGTGA
 CCGCAAGTTTGGAAATCATAACCTTCTCAACTAAATTTGGAGCAAAAACCCATAGCATATATTTGTATGGACTCATGCTTCTGAATTACGTG
 AGTGTATGCTGCAGCTATTATTTGGCCACAGTTTTCAACAGTAGCGTAATTTGCTTCTCATGCATTCATGGCAATTTGGGTATTATA
 TCAGGCTTGGATATTGGAGAAATCAAATTAAGCCACGTGCCAAAATACTATATATCTTTGGATAATTTTTCTCTTGAACAT
 GCCTTCTATTGTTTCATGTTCAGAGACC

FIG. 70

Reference CsEPSPS sequence:

LOC115705599: TTGACGAAGTTCAACTTTTCCTTGGAAATGCTGGAAAGCAATGCGTCACTCACAGCTGC (SEQ ID NO:55)

LOC115705595: TTGACGAAGTTCAACTTTTCCTTGGAAATGCTGGAAAGCAATGCGTCACTCACAGCTGC (SEQ ID NO:55)

TTGACGAAGTTCAACTTTTCCTTGGAAATGCTGGAAAGCAATGCGTCACTCACAGCTGC (SEQ ID NO:55)

XXX= spacer; XXX= PAM; █ = editing position +1

* double-nucleotide mutation: CsEPSPS_9CtoT and 20CtoT (mutation from █ to █ at position 9 and from █ to █ at position 20)

pegRNA: CAACTTTTCCTTGGAAATGC-scaffold- TGAGTGAACGCATTGCTATTCCAGCATTCCAAGGA (SEQ ID NO:56)

RT + PBS

CsEPSPS-gRNA1 as oligos:

TGAAGACTTTGCACAACTTTTCCTTGGAAATGCGTTTAAGTCTTCT (Forward) (SEQ ID NO:41)

AGAAGACTTAAACGCATTTCCTTGGAAATGCGTTTAAGTCTTCT (Reverse) (SEQ ID NO:42)

CsEPSPS-Ext1 Part for synthesis: (PBS+RT flanked by BspMI sites):

ACCTGCTATAGTGCTGAGTGAACGCATTGCTATTCCAGCATTTCCTTGGAAATGCGTTTAAGTCTTCT (SEQ ID NO:43)

FIG. 71

Reference CsEPSPS sequence:

LOC115705599: CTTGGAGCAACAGTTGAGGAAGGACCTGATTACTGCGTGATCACTCCACCAGAGAA (SEQ ID NO:57)

LOC115705595: CTTGGAGCAACAGTTGAGGAAGGACCTGATTACTGCGTGATCACTCCACCAGAGAA (SEQ ID NO:57)

CTTGGAGCAACAGTTGAGGAAGGACCTGATTACTGCGTGATCACTCCACCAGAGAA (SEQ ID NO:57)

nick
↓

XXX= spacer; XXX= PAM; █ = editing position +1

* double-nucleotide mutation: CsEPSPS_9-10CCtoTT (mutation from █ to █ at position 9-10)

pegRNA: CTTGGAGCAACAGTTGAGGA-scaffold- CACGAGTAATCAAGTCCTTCCTCAACTGTTG (SEQ ID NO:58)

RT + PBS

CsEPSPS-gRNA2 as oligos:

TGAAGACTTTGCACTTGGAGCAACAGTTGAGGAGTTTAAGTCTTCT (Forward) (SEQ ID NO:44)

AGAAGACTTAAACTCCTCAACTGTTGCTCCAAGTGCAAAGTCTTCA (Reverse) (SEQ ID NO:45)

CsEPSPS-Ext2 Part for synthesis: (PBS+RT flanked by BspMI sites):

ACCTGCTATAGTGCCACGCAGTAATCAAGTCCTTCCTCAACTGTTGAACATATAGCAGGT (SEQ ID NO:46)

FIG. 72


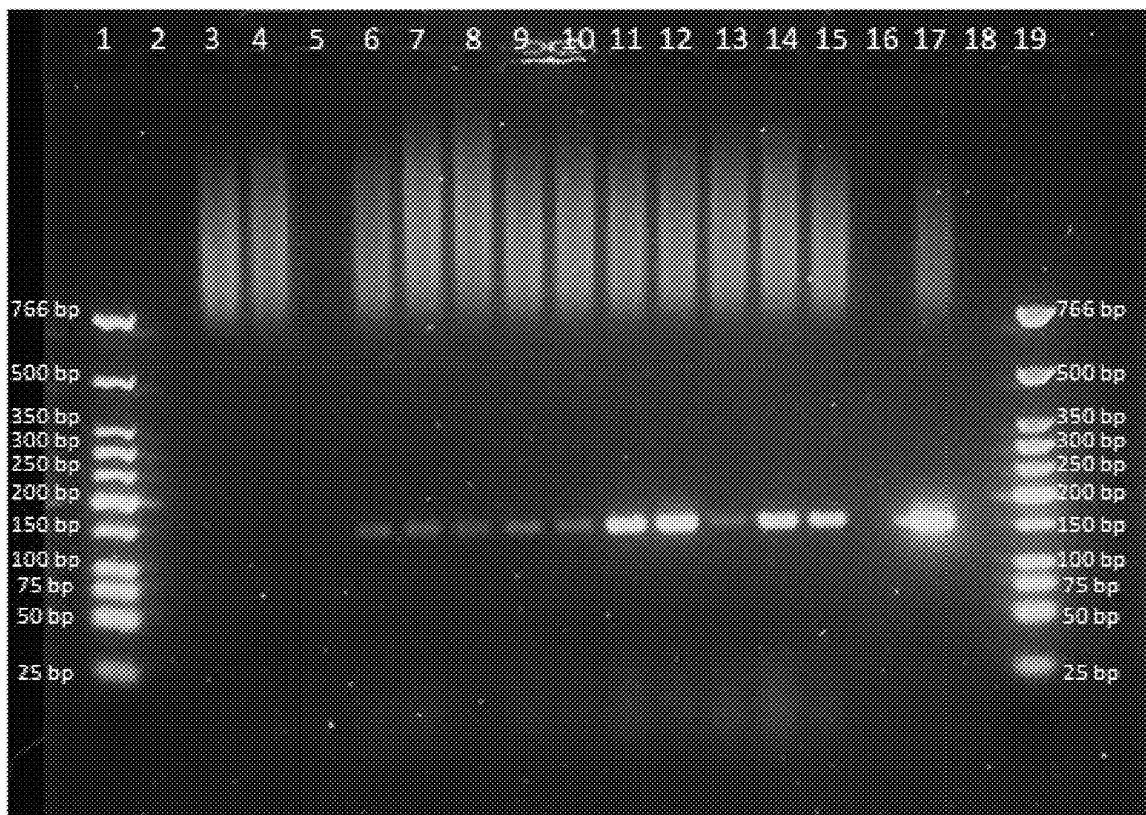


FIG. 73



- Ln 1 = Low molecular weight ladder
- Ln 2 = blank
- Ln 3 = 50:50 reagent negative control
- Ln 4 = Cannabis leaf negative control
- Ln 5 = blank
- Ln 6 = TO Cannabis WPO01181-1b leaf 1
- Ln 7 = TO Cannabis WPO01181-1b leaf 2
- Ln 8 = TO Cannabis WPO01181-1b leaf 3
- Ln 9 = TO Cannabis WPO01181-1b leaf 4
- Ln 10 = TO Cannabis WPO01181-1b leaf 5
- Ln 11 = TO Cannabis WPO01181-1b leaf 6
- Ln 12 = TO Cannabis WPO01181-1b leaf 7
- Ln 13 = TO Cannabis WPO01181-1b leaf 8
- Ln 14 = TO Cannabis WPO01181-1b leaf 9
- Ln 15 = TO Cannabis WPO01181-1b leaf 10
- Ln 16 = blank
- Ln 17 = 2 ng plasmid DNA
- Ln 18 = blank
- Ln 19 = Low molecular weight ladder

FIG. 74

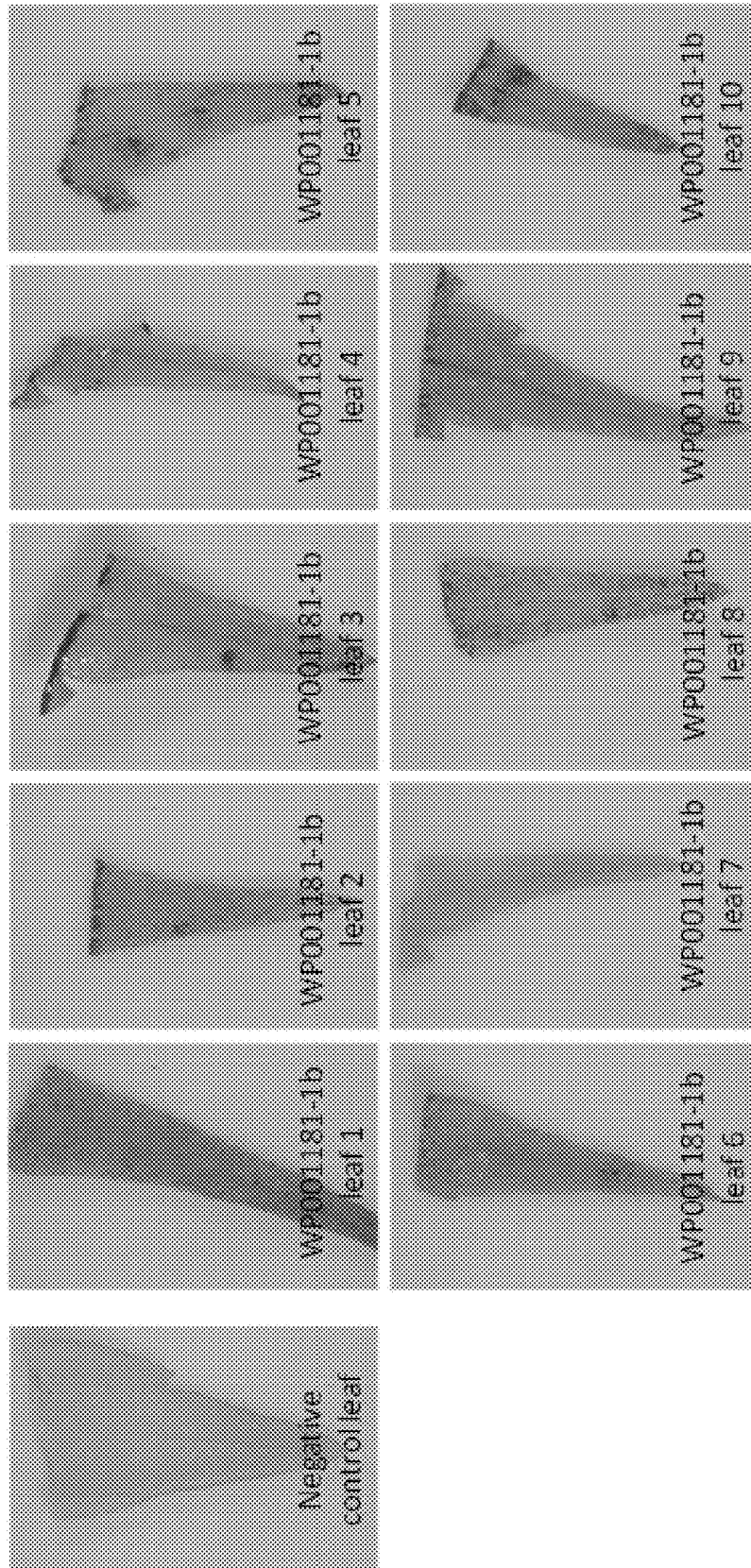


FIG. 75

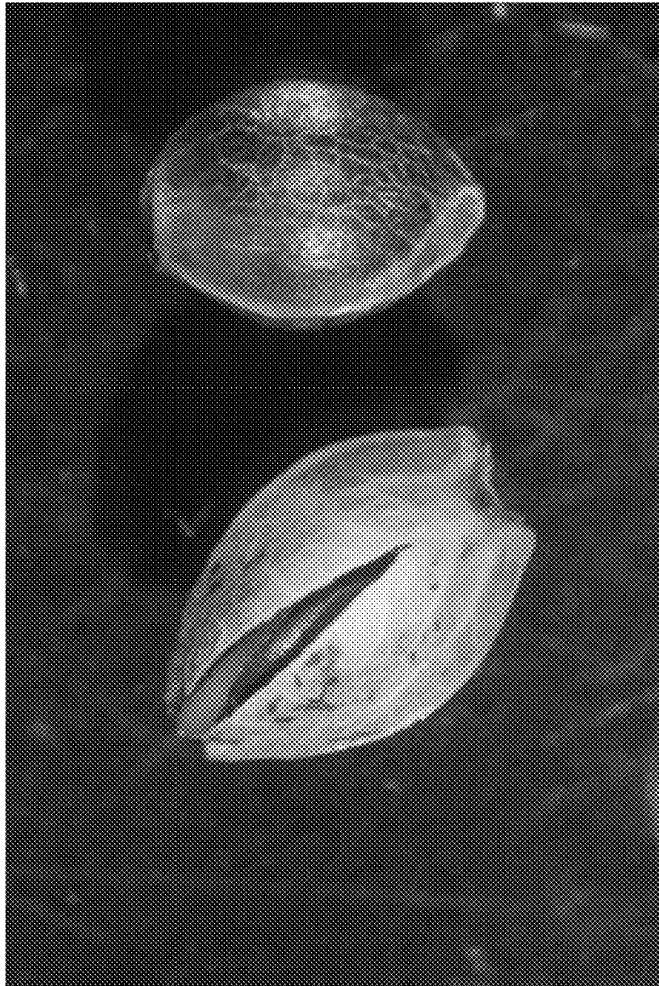


FIG. 76

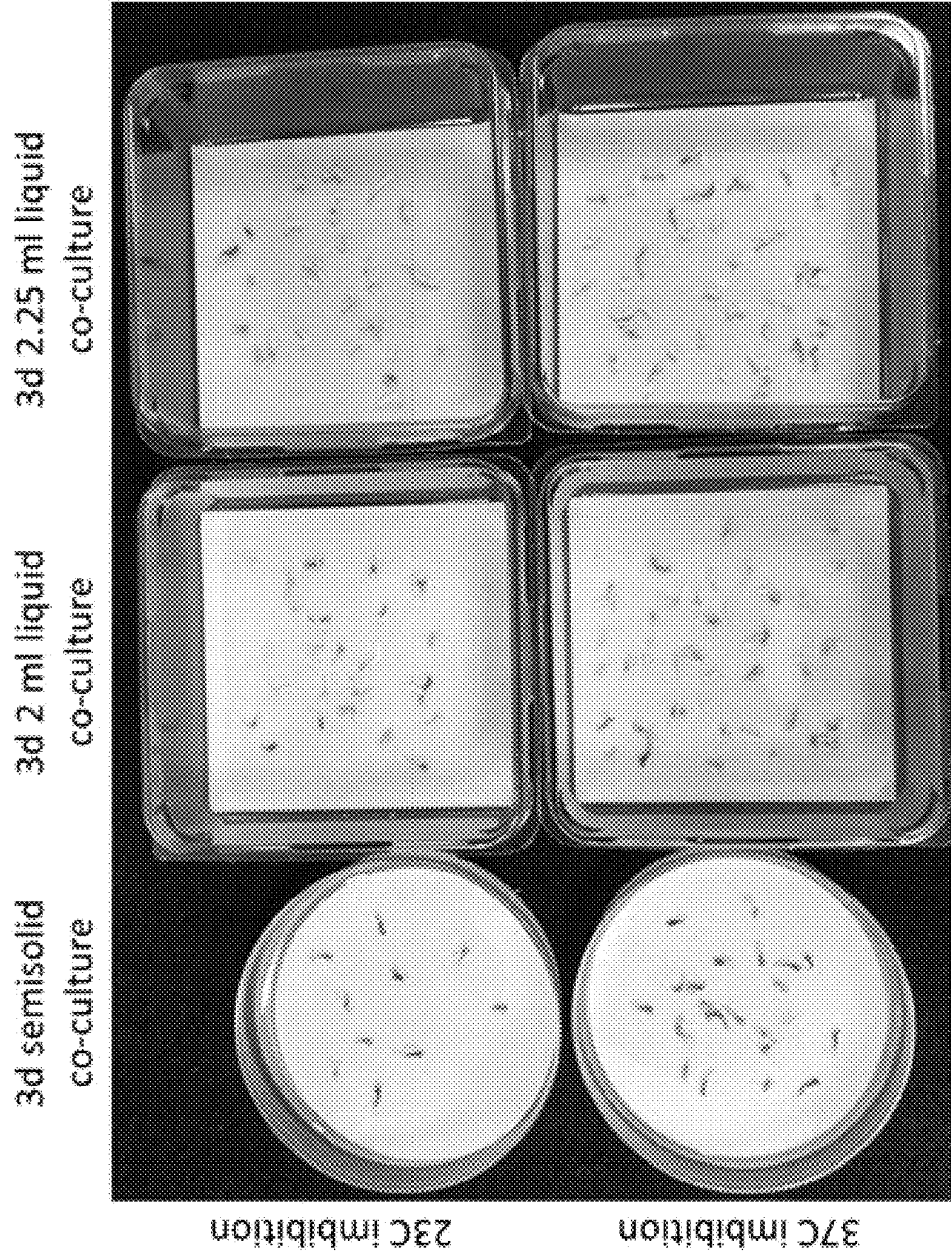


FIG. 77

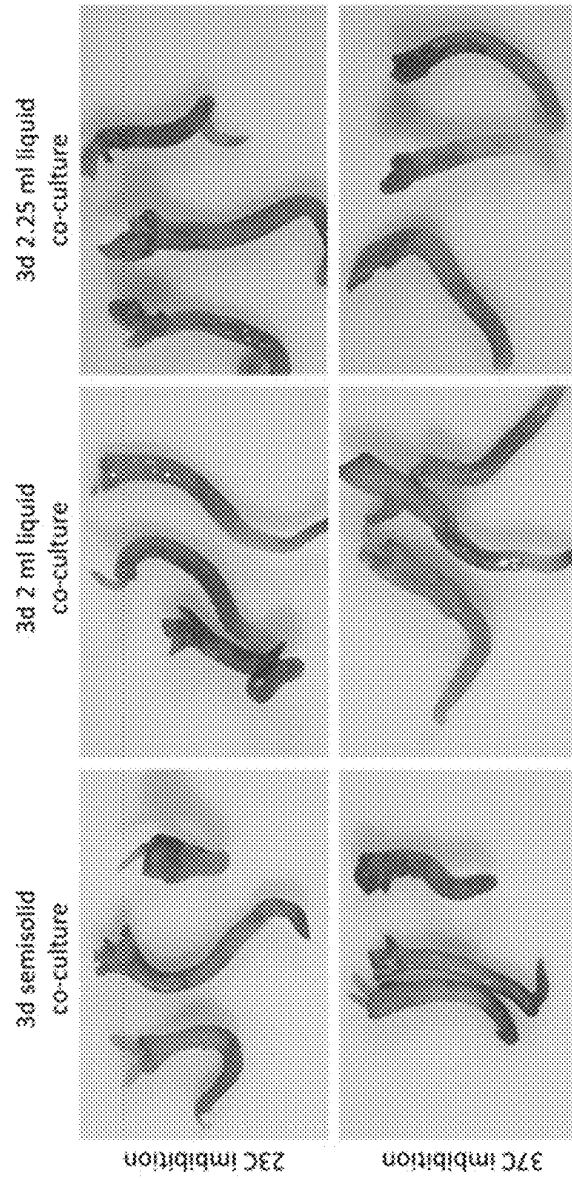


FIG. 78

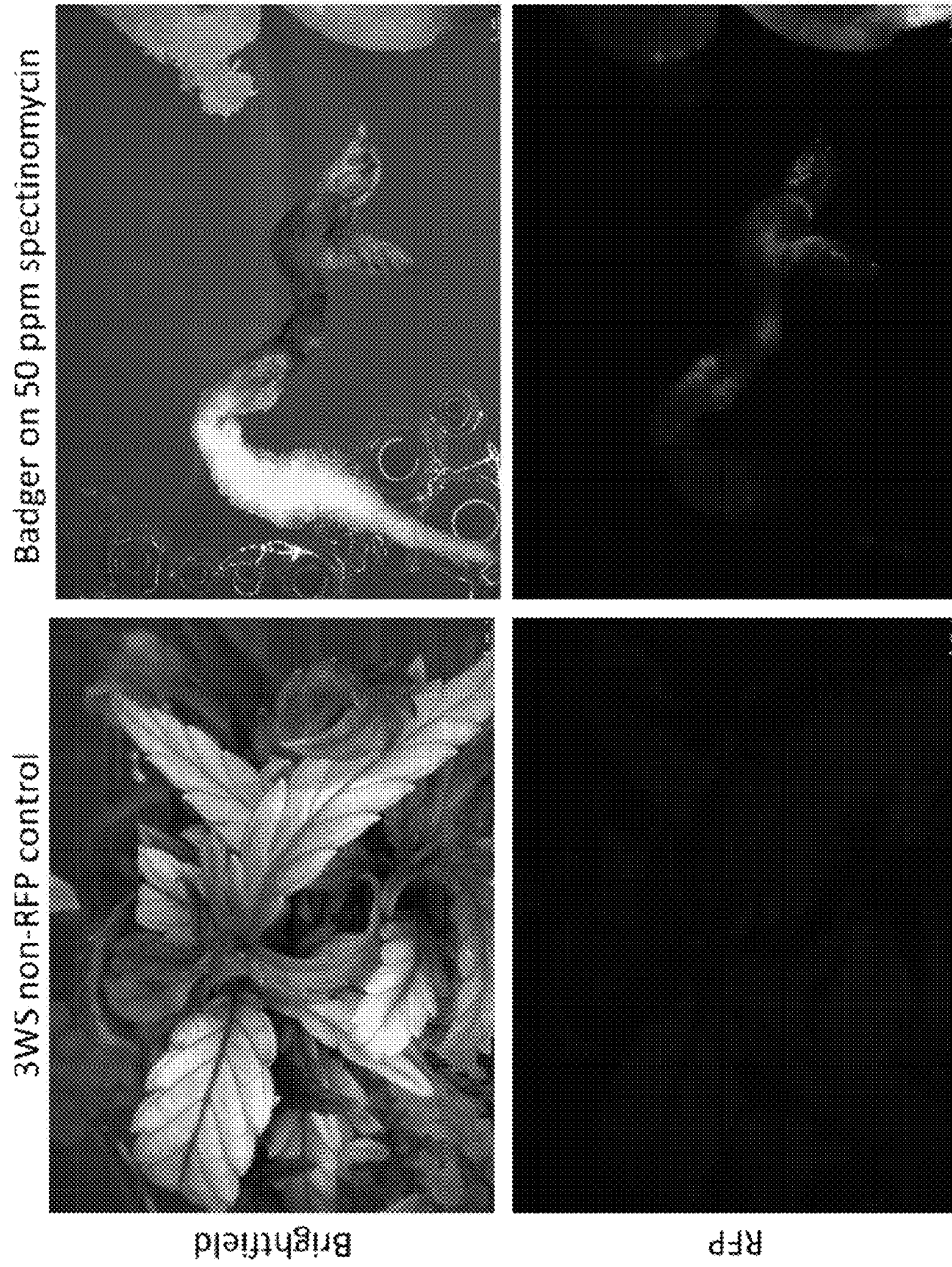


FIG. 79

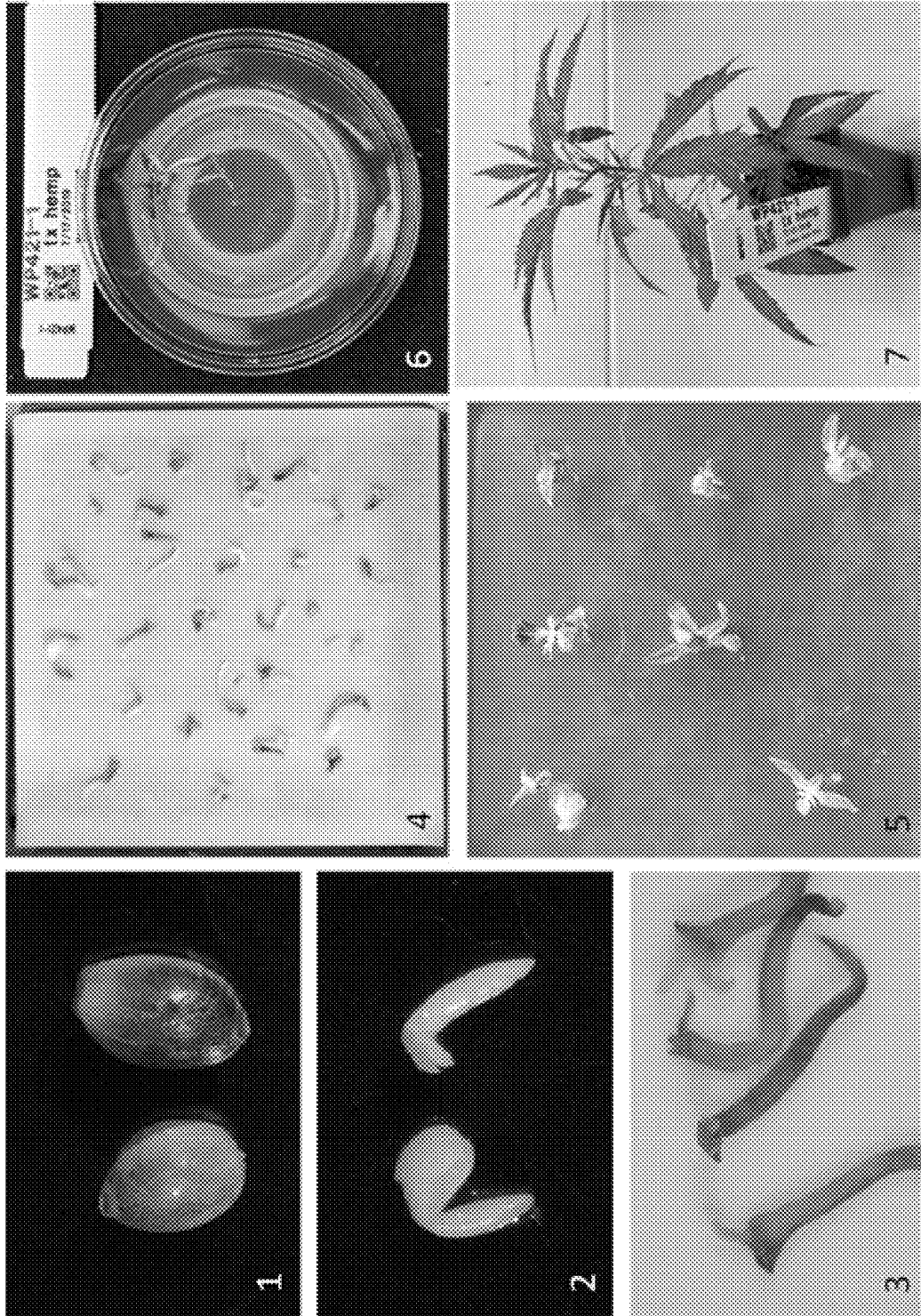
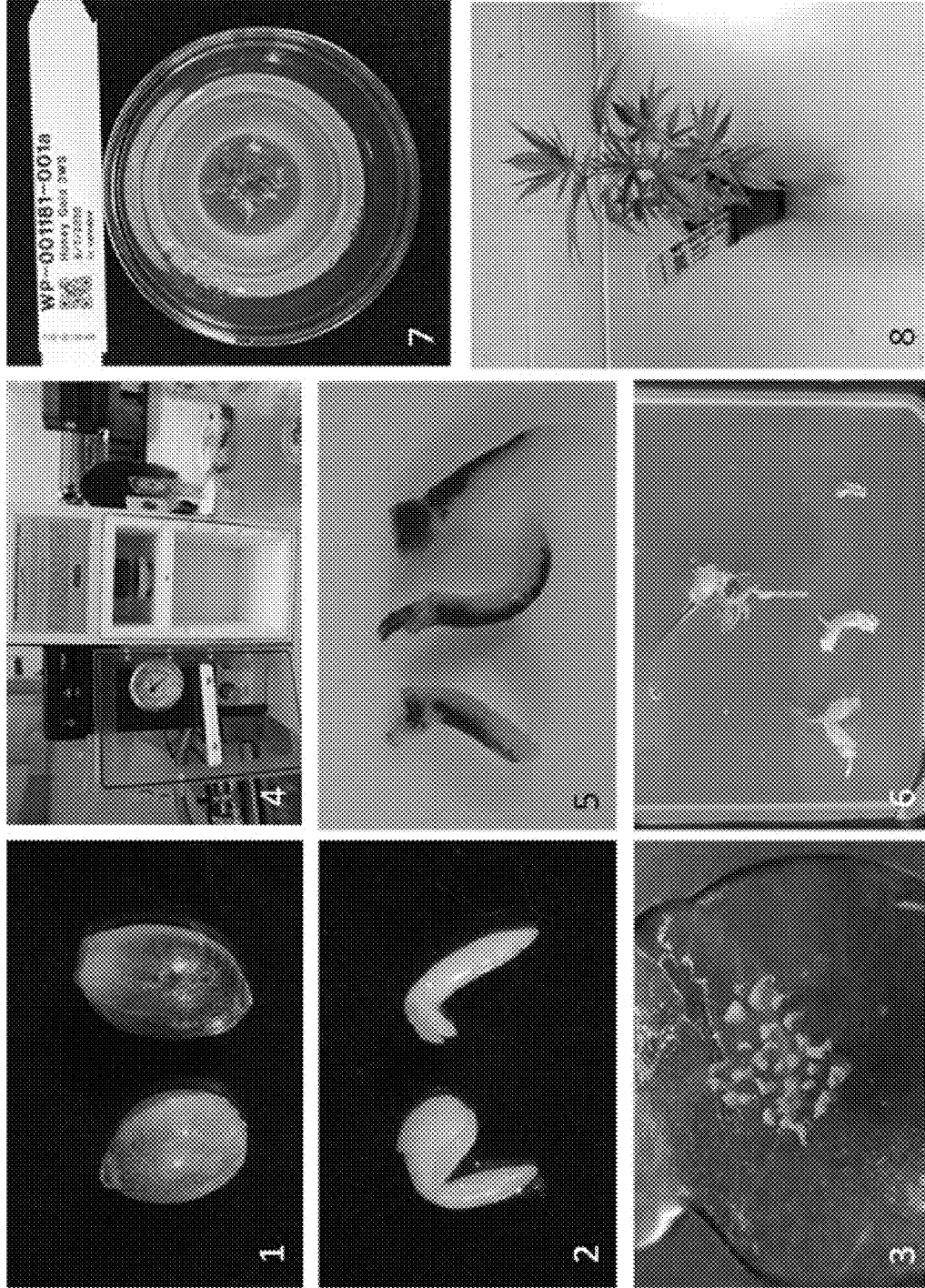


FIG. 80



METHODS OF GENE EDITING AND TRANSFORMING *CANNABIS*

CROSS-REFERENCE TO RELATED APPLICATIONS

This application claims priority to U.S. Provisional Application No. 62/875,311, filed Jul. 17, 2019, U.S. Provisional Application No. 62/906,210, filed Sep. 26, 2019, and U.S. Provisional Application No. 62/982,522, filed Feb. 27, 2020, each of which is incorporated herein by reference in their entirety.

STATEMENT REGARDING FEDERALLY SPONSORED RESEARCH

Not Applicable.

SEQUENCE LISTING

A Sequence Listing accompanies this application and is submitted as an ASCII text file of the sequence listing named "960296_04047_ST25.txt" which is 95.4 KB in size and was created on Nov. 23, 2020. The sequence listing is electronically submitted via EFS-Web on Nov. 23, 2020 and is incorporated herein by reference in its entirety.

BACKGROUND

A key hurdle in the transformation of plants is the responsiveness of cells in tissue culture to produce embryonic cells that go on to form clonal, intact and fertile plants. Many species and varieties of plants are recalcitrant to this type of regeneration, including *Cannabis sativa* and *Cannabis indica*. Therefore, a need in the art exists for improved *Cannabis* transformation and gene editing methods.

SUMMARY OF THE INVENTION

In a first aspect, provided herein is a method of preparing an explant, the method comprising the steps of, rehydrating a dry *Cannabis* seed in a hydration medium, and excising meristematic tissue from the rehydrated *Cannabis* seed to form an explant. In some embodiments, the hydration medium comprises one or more priming agents. In some embodiments, the seed is a *Cannabis sativa* seed.

In some embodiments, the explant preparation method additionally comprises the step of surface sterilizing the *Cannabis* seed prior to rehydration. In some embodiments, the seed is surface sterilized using bleach.

In some embodiments, the explant preparation method additionally comprises the step of drying the explant. In some embodiments, the dried explant is capable of being stored for at least 10 days. In some embodiments, the explant is dried in the presence of one or more transformation supplements. In some embodiments, the transformation supplement is selected from the group consisting of a small molecule, a nucleic acid, a polypeptide, a protein, an antibody, a transcription factor, a biological macromolecule, a nanoparticle, and a liposome.

In some embodiments, the explant preparation method additionally comprises the step of transforming the explant with a heterologous nucleic acid of interest. In some embodiments, the explant is transformed using *Agrobacterium* mediated transformation or particle bombardment.

In a second aspect, provided herein is a *Cannabis* explant generated by the explant preparation methods described herein.

In a third aspect, provided herein is a dried *Cannabis* explant generated by the methods described herein.

In a fourth aspect, provided herein is a method of transforming *Cannabis* with a heterologous nucleic acid, the method comprising the steps of rehydrating a dry *Cannabis* seed in a hydration medium, excising meristematic tissue from the rehydrated *Cannabis* seed to form a *Cannabis* explant, incubating the *Cannabis* explant in a pretreatment medium, inoculating the *Cannabis* explant with *Agrobacterium* spp. comprising the heterologous nucleic acid, co-culturing the *Cannabis* explant in a co-culture medium for between about 1 day and about 6 days, and culturing the *Cannabis* explant on a selection medium to select for transformed *Cannabis* explants.

In some embodiments, the method of transforming *Cannabis* additionally comprises the step of force treating the *Cannabis* explant prior to or following inoculation. In some embodiments, the force treatment is selected from the group consisting of sonication, vortexing, centrifugation, heat-shock, and addition of chemicals.

In some embodiments, the *Cannabis* transformation method additionally comprises the step of surface sterilizing the *Cannabis* seed prior to rehydration.

In some embodiments, the heterologous nucleic acid modulates the expression or activity of an endogenous *Cannabis* gene selected from the group consisting of tetrahydrocannabinolic acid synthase (THCA synthase), cannabidiolic acid synthase (CBDA synthase), O-methyltransferase (CsOMT21), lipid transfer protein 2 (LTP2), prenyltransferase 3 (CsPT3), and prenyltransferase 1 (CsPT1). In some embodiments, the heterologous nucleic acid encodes a polypeptide at least 90% identical to SEQ ID NO:28. In some embodiments, the heterologous nucleic acid encodes a guide RNA that targets *Cannabis sativa* THCA synthase gene, *Cannabis sativa* CBDA synthase gene, or *Cannabis sativa* EPSP synthase gene.

In some embodiments, the *Cannabis* seed is a *Cannabis sativa* seed. In some embodiments, the *Cannabis* seed is a seed from a *Cannabis* plant with less than 0.3 percent THC based on dry weight.

In a fifth aspect, provided herein is a transformed *Cannabis* explant produced by the methods described herein.

In a sixth aspect, provided herein is a *Cannabis* plant grown from the *Cannabis* explant generated by the methods described herein.

In a seventh aspect, provided herein is a method of producing a transformed *Cannabis* seed, the method comprising contacting a female *Cannabis* flower with an *Agrobacterium* spp. culture, wherein the *Agrobacterium* comprises a heterologous nucleic acid and pollinating the contacted female *Cannabis* flower with male pollen from a suitable donor plant, whereby a transformed *Cannabis* seed is produced. In some embodiments, the *Agrobacterium* spp. culture comprises sucrose and a wetting agent. In some embodiments, the *Agrobacterium* comprises a vector comprising the heterologous nucleic acid.

In an eighth aspect, provided herein is a method of transforming a *Cannabis* plant, the method comprising growing a sanitized and imbibed *Cannabis* seed on a non-selective culture medium suitable for supporting the growth and survival of the *Cannabis* seed until a *Cannabis* explant is formed, inoculating the *Cannabis* explant with a heterologous nucleic acid, co-culturing the *Cannabis* explant in a co-culture medium for between about 1 day and about 6

days, and culturing the *Cannabis* explant on a selection medium to select for transformed *Cannabis* explants. In some embodiments, the explant is selected from the group consisting of a leaf explant, a node explant, an internode explant, a petiole explant, a hypocotyl explant, and a bud explant. In some embodiments, the *Cannabis* explant is inoculated using particle bombardment, high velocity micro-projection, microinjection, electroporation, direct DNA uptake, cell-penetrating peptides, silica carbide fibers, nanoparticles, and bacterially-mediated transformation. In some embodiments, *Agrobacterium* spp. is used to inoculate the *Cannabis* explant.

In some embodiments, the method additionally comprises the step of force treating the *Cannabis* explant prior to or following inoculation. In some embodiments, the force treatment is selected from the group consisting of sonication, vortexing, centrifugation, heat-shock, and addition of chemicals.

In some embodiments, the heterologous nucleic acid modulates the expression or activity of an endogenous *Cannabis* gene selected from the group consisting of tetrahydrocannabinolic acid synthase (THCA synthase), cannabidiolic acid synthase (CBDA synthase), O-methyltransferase (CsOMT21), lipid transfer protein 2 (LTP2), prenyltransferase 3 (CsPT3), and prenyltransferase 1 (CsPT1). In some embodiments, the heterologous nucleic acid encodes a polypeptide at least 90% identical to SEQ ID NO:28. In some embodiments, the heterologous nucleic acid encodes a guide RNA that targets *Cannabis sativa* THCA synthase gene, *Cannabis sativa* CBDA synthase gene, or *Cannabis sativa* EPSP synthase gene.

In some embodiments, the *Cannabis* seed is a *Cannabis sativa* seed.

BRIEF DESCRIPTION OF DRAWINGS

The patent or patent application file contains at least one drawing in color. Copies of this patent or patent application publication with color drawings will be provided by the Office upon request and payment of the necessary fee.

FIG. 1 shows stable RFP expression in *Cannabis* plantlet from meristem transformation experiments outlined in Example 1.

FIG. 2 shows a non-transgenic *Cannabis* plant derived from meristem explant in tissue culture.

FIG. 3 shows transient GUS expression in *Cannabis* meristem explants varieties Honey Gold 3WS and Fiber Hemp inoculated with Ar18r12v/DICOTBINARY-19.

FIG. 4 shows the plasmid map of the DICOTBINARY-22 vector.

FIG. 5 shows flower phenotypes post inoculum application (1 day).

FIG. 6 shows GUS transient expression in *Cannabis* leaves, petioles, internodes, and nodes inoculated with Ar18r12v/DICOTBINARY-19.

FIG. 7 shows mature *Cannabis* seed and embryo.

FIG. 8 shows *Cannabis* seeds and meristem explants.

FIG. 9 shows *Cannabis* meristem explants on B5 medium and after 4 days in co-culture after inoculation with Ar18r12v/DICOTBINARY-19.

FIG. 10 shows transient GUS expression in *Cannabis* meristem explants transformed with Ar18r12v/DICOTBINARY-19.

FIG. 11 shows transient GUS expression in *Cannabis* meristem explants transformed with Ar18r12v/DICOTBINARY-19 and de-stained in 70% EtOH.

FIG. 12 shows a non-inoculated *Cannabis* seed sanitized in 20% Clorox on B5 medium (left) and a non-inoculated meristem explant on B5 medium (right).

FIG. 13 shows spectinomycin sensitive (bleaching) phenotype visible in inoculated *Cannabis* meristem explants on 150 mg/L spectinomycin B5.

FIG. 14 shows sanitized *Cannabis* seeds and axenic plantlets on B5 medium after about 6 weeks.

FIG. 15 shows greening, regenerating *Cannabis* explants that were dried, stored, and regenerated (right) against freshly excised explants (left) that were plated on Hemp Node medium (Table 7) the day of excision. Explants were imaged approximately 3 weeks after excision.

FIG. 16 shows stable GUS expression in a plantlet derived from the treatment Hemp 3/22-3B described in Example 1. One of the leaves in a plantlet transferred to non-selective BRM expressed GUS in leaf stably.

FIG. 17 shows *Cannabis* seeds imbibed at 37° C.

FIG. 18 shows embryonic parts produced by mechanical excision.

FIG. 19 shows the plasmid map of control binary construct SOYTEST-2.

FIG. 20 shows positive GUS transients in *Cannabis* meristem explants (3WS variety) using SOYTEST-2 in both the Ar18r12v (left) and GV3101 (right) strains of *Agrobacterium*, demonstrating transfection of *Cannabis* meristems using disarmed strains of both *Agrobacterium rhizogenes* (Ar18r12v) and *Agrobacterium tumefaciens* (GV3101).

FIG. 21 additional stable RFP expressing *Cannabis* (Plant WP421-1) from experiments in the Honey Gold 3WS variety. The plantlet in the center is rooting on 50 mg/L streptomycin hemp node media (after being on 50 mg/L spectinomycin hemp node media for approximately 1 month).

FIG. 22 shows the plasmid map of the DICOTBOMB-13 vector.

FIG. 23 shows GUS transient expression in *Cannabis* meristem explants bombarded with DICOTBOMB-13.

FIG. 24 shows pollen germination results.

FIG. 25 shows pollen germination results. T0=initial germination after 1 hr treatment; T1=germination after 4 hr treatment; T2=germination after overnight treatment (22 h).

FIG. 26 shows the phenotype of plant WP421-1 on the day of transfer from tissue culture to the greenhouse (right) and after approximately 4 weeks in the greenhouse (left).

FIG. 27 shows stable RFP and GUS expression in leaves of T0 *Cannabis* plant WP421-1 derived from meristem transformation.

FIG. 28 shows stable GUS expression of leaves of T0 *Cannabis* plant WP421-1 derived from meristem transformation.

FIG. 29 shows *Cannabis* VAEs after 5 weeks (left) compared to freshly excised *Cannabis* meristem explants (right).

FIG. 30 shows machine excised *Cannabis* meristem explants imaged after approximately two weeks on non-selective B5 medium.

FIG. 31 shows transgenic T0 plant WP421-1 after 7 weeks in the greenhouse.

FIG. 32 shows GUS expression in leaf samples from WP421-1. Nine out of the ten leaf samples showed positive GUS expression confirming minimal chimerism.

FIG. 33 shows the PCR amplification scheme for PCR of leaf samples from WP421-1. A 156 bp fragment within the aadA1a expression cassette of DICOTBINARY-19 was amplified using primers designated F56 and R11. The fragments and the resulting amplicon is highlighted in blue.

FIG. 34 shows the results of PCR amplification of a 156 bp fragment of the aadA1a expression cassette. All 10 leaf samples were positive.

FIG. 35 shows bleached *Cannabis* meristem explants after 1 month on 100 mg/L spectinomycin node medium. RFP negative *Cannabis* meristem explants that were previously greening on 10-50 mg/L spectinomycin were transferred to hemp node medium containing 100 mg/L spectinomycin.

FIG. 36 shows GUS expression in vascular tissue (petiole sections) of *Cannabis* T0 event WP421-1 (“Candice”).

FIG. 37 shows pollination of WP421-1 by 3WS wild-type plant.

FIG. 38 shows flower of WP421-1 pollinated by 3WS wild-type plant.

FIG. 39 shows cuttings of WP421-1.

FIG. 40 shows T1 seedlings of WP421-1 and RFP expression in T1 seedling WP421-1@2 “Carly.”

FIG. 41 shows germline confirmation of *Cannabis* meristem transformation through RFP, GUS expression, and aadA1a PCR.

FIG. 42 shows T1 *Cannabis* plants WP421-1@1 and WP421-1@2 after 2 months in greenhouse.

FIG. 43 shows T1 seed of WP421-1.

FIG. 44 shows stable RFP expression (tdTomato) in T1 seedlings of WP421-1 (germinated on germination paper).

FIG. 45 shows stable RFP expression (tdTomato) in T1 seedlings of WP421-1 (germinated in flats).

FIG. 46 shows stable RFP expression (tdTomato) in T1 seedlings of WP421-1 (germinated in flats).

FIG. 47 shows stable GUS expression in T1 seedlings of WP421-1 (germinated in flats).

FIG. 48 shows GUS expression 7-8 weeks post-inoculation in chimeric *Cannabis* shoots (3WS variety) regenerated on 75 mg/L spectinomycin.

FIG. 49 shows T0 *Cannabis* plant WP421-2 (Honey Gold 3WS+DICOTBINARY-19).

FIG. 50 shows *Cannabis* meristem explants targeted on carboxymethylcellulose media for particle bombardment.

FIG. 51 shows phenotype and stable GUS expression in transgenic 3WS *Cannabis* derived from particle-mediated transformation of meristem explants (imaged approximately 2 months post-blast).

FIG. 52 shows phenotype and stable GUS expression in T0 transgenic 3WS *Cannabis* plant WP-001181-1a (“Fernanda”) derived from particle-mediated transformation of meristem explants.

FIG. 53 shows phenotype of T0 transgenic 3WS *Cannabis* plant WP-001181-1a “Fernanda” derived from particle-mediated transformation of meristem explants after approximately 3 weeks in greenhouse.

FIG. 54 shows *Cannabis* WP001181-1a particle gun T0 event aadA1a PCR.

FIG. 55 shows *Cannabis* WP001181-1a particle gun T0 event GUS expression.

FIG. 56 shows GUS expression in vascular tissue in petiole sections (and corresponding leaf) of *Cannabis* T0 particle gun event WP001181-1a.

FIG. 57 shows phenotype and stable GUS expression in T0 transgenic 3WS *Cannabis* plant WP-001181-1b (“Hernanda”) derived from particle-mediated transformation of meristem explants.

FIG. 58 shows GUS transient expression in automated-excised *Cannabis* meristem explants of Fiber Hemp variety post co-culture.

FIG. 59 shows metal rolling pin with glass plate; optional gap can be set by adding/removing shims (metal shims shown on left, paper on right).

FIG. 60 shows transient GUS expression in *Cannabis* (Abacus variety) meristem explants mechanically excised by crushing under a rolling pin, then stored for 2 months at -20 C (left image seed crushed wet and crushed material then dried; right image seed dried first then crushed).

FIG. 61 shows GUS transient expression in *Cannabis* meristem explants of variety 3WS and Abacus post co-culture.

FIG. 62 shows RFP (tdTomato) segregation in the T2 generation of transformed *Cannabis* (derived from T0 event WP421-1).

FIG. 63 shows a schematic of the gene networks underlying cannabinoid and terpenoid accumulation in *Cannabis*. Zager et al., Plant Physiology, 2019, 180(4):1877-1897.

FIG. 64 shows a sequence alignment of various THCA synthase cDNA sequences. From top to bottom, the sequences shown are: SEQ ID NO:1, SEQ ID NO:3, SEQ ID NO:4, SEQ ID NO:2, SEQ ID NO:5, and SEQ ID NO:59.

FIG. 65 shows a sequence alignment of various CBDA synthase cDNA sequences. From top to bottom, the sequences shown are: SEQ ID NO:11, SEQ ID NO:13, SEQ ID NO:15, SEQ ID NO:11, SEQ ID NO:17, and SEQ ID NO:11.

FIG. 66 shows embodiments of a cloning strategy for BraLTP2. From top to bottom, the sequences shown are: SEQ ID NO:29, SEQ ID NO:47, and SEQ ID NO:48.

FIG. 67 shows embodiments of a cloning strategy for CsPT1. From top to bottom, the sequences shown are: SEQ ID NO:31, SEQ ID NO:49, and SEQ ID NO:50.

FIG. 68 shows embodiments of a cloning strategy for CsOMT1. From top to bottom, the sequences shown are: SEQ ID NO:33, SEQ ID NO:51, and SEQ ID NO:52.

FIG. 69 shows embodiments of a cloning strategy for CsPT3. From top to bottom, the sequences shown are: SEQ ID NO:35, SEQ ID NO:53, and SEQ ID NO:54.

FIG. 70 shows an embodiment of the CsEPSPS prime editing mutation strategy as described herein.

FIG. 71 shows an embodiment of the CsEPSPS prime editing mutation strategy as described herein.

FIG. 72 shows the phenotype of T0 transgenic 3WS *Cannabis* plant WP-001181-1b (“Hernanda”) derived from particle-mediated transformation of meristem explants after transplant to large pot.

FIG. 73 shows *Cannabis* WP001181-1b particle gun T0 event aadA1a PCR.

FIG. 74 shows *Cannabis* WP001181-1b particle gun T0 event GUS expression.

FIG. 75 shows a *Cannabis* seed (Badger variety) surface sanitized followed by incubation at 37° C. without imbibition (note radical emergence in seed on left).

FIG. 76 shows the phenotype of *Cannabis* meristem explants of Badger variety after 3-day co-culture.

FIG. 77 shows transient GUS expression in *Cannabis* meristem explants of Badger variety after 3-day co-culture.

FIG. 78 shows stable RFP (tdTomato) expression in *Cannabis* meristem explants (variety Badger).

FIG. 79 shows a process diagram timeline for *Cannabis sativa* *Agrobacterium*-mediated transformation of embodiments described herein. Stage 1 shows *Cannabis* seeds. Stage 2 shows appearance of *Cannabis* meristem explant (mature embryo) derived from imbibed seed, the explant on left has cotyledonary tissue intact; explant on right has cotyledonary tissue removed. Stage 3 shows transient GUS activity in Honey Gold 3WS *Cannabis* explants after co-

culture with *Agrobacterium*. Stage 4 shows appearance of *Cannabis* meristem explants after 4 day co-culture. Stage 5 shows phenotypes of *Cannabis* meristem explants after ~3 weeks on 50 mg/L spectinomycin; note incomplete bleaching. Stage 6 shows *Cannabis* T0 event after second selection on 50 mg/L streptomycin prior to handoff to greenhouse. Finally, Stage 7 shows *Cannabis* T0 event prior to transplant in greenhouse.

FIG. 80 shows a process diagram timeline for *Cannabis sativa* Particle-mediated transformation. Stage 1 shows *Cannabis* seeds. Stage 2 shows appearance of *Cannabis* meristem explant (mature embryo) derived from imbibed seed, the explant on left has cotyledonary tissue intact; explant on right has cotyledonary tissue removed. Stage 3 shows *Cannabis* embryo target on CMC targeting media. Stage 4 shows PDS-1000 Helium gun. Stage 5 shows transient GUS activity in Honey Gold 3WS *Cannabis* explants 1-day post-bombardment. Stage 6 shows phenotypes of *Cannabis* meristem explants 2 months post-bombardment. Stage 7 shows *Cannabis* T0 event prior to handoff to greenhouse. Finally, Stage 8 shows *Cannabis* T0 event prior to transplant in greenhouse.

INCORPORATION BY REFERENCE

All publications, patents, and patent applications mentioned in this specification are herein incorporated by reference to the same extent as if each individual publication, patent, and patent application was specifically and individually indicated to be incorporated by reference.

DETAILED DESCRIPTION OF THE INVENTION

The present disclosure describes methods for preparation and transformation of meristem explants from *Cannabis*. The meristem explant preparation methods described herein allow for pretreatment of the tissues for higher explant transformation and longer explant storage following excision.

Unless defined otherwise, all technical and scientific terms used herein have the same meaning as commonly understood by one of ordinary skill in the art to which the invention pertains. All definitions, as defined and used herein, should be understood to control over dictionary definitions, definitions in documents incorporated by reference, and/or ordinary meanings of the defined terms.

The indefinite articles “a” and “an,” as used herein in the specification and in the claims, unless clearly indicated to the contrary, should be understood to mean “at least one.”

The phrase “and/or,” as used herein in the specification and in the claims, should be understood to mean “either or both” of the elements so conjoined, i.e., elements that are conjunctively present in some cases and disjunctively present in other cases. Multiple elements listed with “and/or” should be construed in the same fashion, i.e., “one or more” of the elements so conjoined. Other elements may optionally be present other than the elements specifically identified by the “and/or” clause, whether related or unrelated to those elements specifically identified. Thus, as a non-limiting example, a reference to “A and/or B”, when used in conjunction with open-ended language such as “comprising” can refer, in one embodiment, to A only (optionally including elements other than B); in another embodiment, to B only (optionally including elements other than A); in yet another embodiment, to both A and B (optionally including other elements); etc.

As used herein in the specification and in the claims, “or” should be understood to have the same meaning as “and/or” as defined above. For example, when separating items in a list, “or” or “and/or” shall be interpreted as being inclusive, i.e., the inclusion of at least one, but also including more than one, of a number or list of elements, and, optionally, additional unlisted items. Only terms clearly indicated to the contrary, such as “only one of” or “exactly one of,” or, when used in the claims, “consisting of,” will refer to the inclusion of exactly one element of a number or list of elements. In general, the term “or” as used herein shall only be interpreted as indicating exclusive alternatives (i.e. “one or the other but not both”) when preceded by terms of exclusivity, such as “either,” “one of,” “only one of,” or “exactly one of.” “Consisting essentially of,” when used in the claims, shall have its ordinary meaning as used in the field of patent law.

As used herein, the terms “approximately” or “about” in reference to a number are generally taken to include numbers that fall within a range of 5% in either direction (greater than or less than) the number unless otherwise stated or otherwise evident from the context (except where such number would exceed 100% of a possible value). Where ranges are stated, the endpoints are included within the range unless otherwise stated or otherwise evident from the context.

Provided herein are methods for preparing an explant suitable for transformation from a *Cannabis* seed. Also provided herein are methods of transforming and gene editing *Cannabis* meristem explant tissue. The explants generated by the methods described herein exhibit higher transformation efficiency with a broader capacity to customize the transformation process via pretreatment of the meristematic tissue used to generate the explants. The methods described herein allow for high scale production of storable explants for more effect transformation methods. As described in further detail below, the protocols described herein allow for targeted pretreatment of the meristematic tissues used in explant preparation at various stages and with various factors to improve explant storage and transformation efficiency.

As used herein, “embryo” refers to part of a seed, consisting of precursor tissues (meristematic tissues) for the leaves, stem, and root, as well as one or more cotyledons. Once the embryo begins to grow (germinate), it becomes a seedling plant.

As used herein, “meristem” or “meristematic tissue” refers to the portion of a seed that consists of undifferentiated cells, the meristematic cells, which differentiate to produce multiple plant structures including stem, roots, leaves, germline tissues and seeds. The meristematic cells are the targets for transformation to obtain transgenic plants.

As used herein, “explant” refers to the target material for transformation.

As used herein, “germline transformation” refers to the transformation of a gene of interest into cells that give rise to pollen or ovule thus into seed.

In a first aspect, provided herein is a method for preparing an explant from the meristematic tissue of a seed, where the method generally comprises the steps of drying the seed, surface sterilizing the seed, imbibing the seed until sufficiently hydrated, excising meristematic tissue from the hydrated seed to generate an explant, and optionally drying the excised meristematic tissue to generate the storable explant for transformation. The explants generated by the methods described herein are suitable for use in any transformation method known in the art.

The methods described herein also include one or more priming steps in which one or more priming agents are added to either the hydration medium during imbibing of the seed or to the explant as it is drying to generate a value added explant. As used herein, the term “value added explant” refers to an explant prepared by the methods described herein when a priming factor has been included in the hydration medium or a transformation supplement is included during drying of the explant.

The method includes a first step of drying a seed or acquiring a dried seed from which the explant will be generated. Preferably, a dry seed for use in the methods of the present invention will have a moisture content of between 1% and 25%. Ideally seeds are grown and harvested to achieve a viable embryo and are grown and harvested and cleaned to achieve blemish-free identity preserved seeds free of plant diseases and microbes that could interfere with sterile tissue culture. It may be desirable to treat the plants with fungicides and/or natural or synthetic plant regulators to improve embryo viability, embryo storage quality, seed coat intactness, seed vigor, percent germination cell response in tissue culture and transformation.

Seeds from which explants are to be prepared may be harvested from any *Cannabis* cultivar of interest. In some embodiments, the seed is from *Cannabis sativa*. In some embodiments, the seed is from *Cannabis indica*. In some embodiments, the seed is from a *Cannabis* variety developed from cross breeding of *Cannabis sativa* and *Cannabis indica*. In some embodiments, the seed is from a *Cannabis sativa* L. plant with less than 0.3 percent tetrahydrocannabinol (THC) based on the dry weight. In some embodiments, the *Cannabis sativa* cultivar is selected from the group consisting of Elektra x Chardonnay, Honey Gold 3WS (also referred to in the art at 3W1), Abacus, and Fiber Hemp.

In some embodiments of the present invention, the dry seed is surface sterilized. Any means known in the art for surface sterilization can be used. Suitable methods for surface sterilization may include, but are not limited to, exposure of the seed surface to radiation, UV light, oxidizing gasses, heat, plasma, disinfecting solvents and agents. In some embodiments, the seed is surface sterilized with a chemical agent such as sodium hypochlorite. In some embodiments, the seed is surface sterilized with an antibacterial or antifungal agent. In some embodiments, the seed is surface sterilized with ethanol (e.g., 20%, 30%, 40%, 50%, 60%, 70%, 80%, 90%, or 100% ethanol). In some embodiments, the seed is surface sterilized with Clorox™ bleach.

The dry seed, which in some embodiments has undergone surface sterilization, is imbibed under conditions that support hydration of the seed. The dry seed is hydrated in a hydration medium and for a time sufficient for the seed to reach a moisture content of between 30% and 70%. In some embodiments, the seed is hydrated for at least 12 hours. In some embodiments, the seed is hydrated between 2 and 24 hours.

The hydration medium used for hydration of the seed maybe any suitable sterile hydration medium known in the art that supports survival of the meristematic tissue in the seed. In some embodiments, the hydration medium is a modified sterile water and includes antibiotics or antifungals. In some embodiments, the hydration medium is a tissue culture medium that includes natural or synthetic plant growth regulators, plant tissue culture nutrients, a carbon source or a non-nutritive osmoregulator. In one embodiment, the hydration medium is bean germination medium, which includes the components outlined in Table 1 of Example 1.

In some embodiments of the invention, the hydration medium may optionally include one or more priming factors for pretreatment of the meristematic tissue. As used herein, “priming factor” or “priming agent” references to any molecule or substance included in the hydration medium which promotes survival and storage of the prepared explant or that promotes or increases the transformation efficiency of the prepared explant. Priming factors for use in the hydration medium of the present invention may include, but are not limited to, small molecules, biological molecules such as nucleic acids, polypeptides, proteins, antibodies, transcription factors, and macromolecules or complexes thereof, nanoparticles, liposomes, and cell-penetrating peptides. In some embodiments, the priming factor is a plant growth factor including, but not limited to, thidiazuron (TDZ), 6-benzylaminopurine (BAP), polyethylene glycol (PEG), 2,4-dichlorophenoxyacetic acid (2,4-D), Paczol™, gibberellic acid (GA3), indole-3-acetic acid (IAA), indole-3-butyric acid (IBA), 1-naphthaleneacetic acid (NAA), forchlorfenuron (CPPU), spectinomycin, streptomycin, glyphosate, glufosinate, bialaphos, hygromycin, amikacin, tobramycin, imazapyr, dicamba, polyvinylpyrrolidone (PVP), polyvinylpyrrolidone (PVPP), salicylic acid, proline, betaine, ethylene, brassinosteroids, nitrates, and gibberellins.

Following hydration of the seed, meristematic tissue is excised to form an explant. Excision of the meristematic tissue may be performed by any means known in the art in which the seed coat and cotyledons are removed from the seed. Suitable methods for the excision of the meristematic tissue may include, but are not limited to manual processing, wet milling using a series of rollers and spray nozzles, adjustable grinding plates, rods, knives, wheels and other mechanical or machine based excision methods. These may be composed of, but are not limited to, ceramics, metals, and synthetic polymers. Induced pressure, injected gasses, vacuum and turbulence are also suitable methods. Hydrated explants may be stored in suitable storage medium for up to 7 days. Suitable storage medium for the hydrated explants may be any medium that supports survival and competence of the explant tissue. In some embodiments, the explants are stored with an excess of liquid to explants by volume. In some embodiments, the storage medium is liquid medium including MS salts.

In some embodiments, the meristematic tissue is excised from a dry seed to form an explant without first imbibing the seed. A dry seed suitable for dry excision will typically have a moisture content of between 1% and 25%. Excision of the meristematic tissue from the dry seed may be performed by any means known in the art in which the seed coat and cotyledons are removed from the seed. Suitable methods for the excision of the meristematic tissue may include, but are not limited to manual processing, wet milling using a series of rollers and spray nozzles, adjustable grinding plates, rods, knives, wheels and other mechanical or machine based excision methods. These may be composed of, but are not limited to, ceramics, metals, and synthetic polymers. Induced pressure, injected gasses, vacuum and turbulence are also suitable methods.

Following excision, the explant may be dried. Desiccation of the explant may be performed by any means known in the art such that the moisture content of the dry explant is between 1% and 25%. Suitable methods for desiccating the explant may include, but are not limited to, drying in the presence of air with and without an added dehumidifying agent. In some embodiments, the explants are dried in a laminar flow hood. In some embodiments, the explants are dried on the surface of filter paper in a laminar flow hood for

about 26 hours. In some embodiments, the explants are dried in a dehumidifier. In some embodiments, the explants are dried at a temperature between 0° C. and 35° C. for at least 5 hours (e.g., at least 5, 7, 9, 12, 15, 18, 24, 30, 36, 42, 48, 72, 96 or 120 hours) and up to 2 weeks (e.g., up to 1, 2, 3, 4, 5, 6, 7, 8, 9, 10, 11, 12, 13, or 14 days). In some embodiments, it may be beneficial to control rates of drying by tightly controlling temperature, humidity, air flow, and time.

During desiccation of the explant, one or more transformation supplements may be added. As used herein, "transformation supplement" refers to any molecule or substance added to the explant during desiccation, which promotes survival and storage of the prepared explant or that promotes or increases the transformation efficiency of the prepared explant. Transformation supplements for use during desiccation of the explant of the present invention may include small molecules, biological molecules such as nucleic acids, polypeptides, proteins, antibodies, transcription factors, and macromolecules or complexes thereof, nanoparticles, liposomes, *Agrobacterium*, *Rhizobium*, and cell-penetrating peptides. In some embodiments, the transformation supplement is a plant growth factor, cell protectant agent including, or other agent including, but not limited to, thidiazuron (TDZ), 6-benzylaminopurine (BAP), polyethylene glycol (PEG), alginates and alginate complexes, starches, celluloses, synthetic polymers, gums, waxes, proline, betaine, polyvinylpyrrolidone (PVP), polyvinylpolypyrrolidone (PVPP), salicylic acid, calcium sources, silicone sources, colchicine, 2,4-dichlorophenoxyacetic acid (2,4-D), Paczol™, gibberellic acid (GA3), gibberellin (GA) pathway inhibitors, indole-3-acetic acid (IAA), indole-3-butyric acid (IBA), 1-naphthaleneacetic acid (NAA), forchlorfenuron (CPPU), spectinomycin, streptomycin, glyphosate, glufosinate, bialaphos, hygromycin, amikacin, tobramycin, imazapyr, lyophilized *agrobacterium*, lyophilized *rhizobium*, and potassium hydroxide (KOH). In some embodiments, the transformation supplement is an agent, which promotes multiplication of the meristematic tissue, such as, but not limited to, TDZ, BAP, zeatin, kinetin, and CPPU. In some embodiments, explants are mechanically wounded prior to drying and storage. This can be achieved with exposure to ultrasound energy (e.g., sonication), liquid nitrogen, centrifugation, pressure, and chemical (ex. KOH, PEG, acids, bases), enzymes, abrasives, water jets, lasers, needles, or blades.

The dried explants are suitable for storage in a variety of conditions. Dried explants may be stored at temperatures ranging from about -200° C. to 50° C. (i.e., about -190° C. to 40° C., about -170° C. to 30° C., about -150° C. to 20° C., about -130° C. to 10° C., and about -102° C. to 0° C.) for a period of time of at least 7 days (i.e., at least 10 days, at least 30 days, at least 50 days, at least 60 days, at least 75 days, at least 90 days, and at least 120 days). Storable dried explants can also be banked to create libraries of germplasm from a variety of cultivars of agronomic significance. In general, lower temperature storage under dry conditions or controlled humidity will allow for prolonged storage of the dried Cannabis explants.

Explants generated by the methods described herein can be transformed with a heterologous gene or nucleic acid of interest by any means known in the art. Various methods have been developed for transferring genes or nucleic acids into plant tissue including particle bombardment, high velocity microprojection, microinjection, electroporation, direct DNA uptake, silica carbide fibers, cell-penetrating peptides, nanoparticles, viral vectors, and bacterially-medi-

ated transformation. Bacteria known to mediate plant cell transformation include a number of species of the Rhizobiaceae, including, but not limited to, *Agrobacterium* spp., *Sinorhizobium* spp., *Mesorhizobium* spp., *Rhizobium* spp., *Ochrobacterium* spp., and *Bradyrhizobium* spp. In some embodiments, the explant is transformed using *Agrobacterium* spp. In some embodiments, the explant is transformed using *Agrobacterium* strain Ar18r12v. In some embodiments, the explant is transformed using particle bombardment using gold microcarriers. Suitable viral vectors are known and described in the art and may include, but are not limited to, tomato yellow leaf curl virus (TYLCV), tobacco yellow dwarf virus (TobYDV), tomato golden mosaic virus (TGMV), bean pod mottle virus (BPMV). Suitable methods of plant transformation are described in the art, such as, for example, by McCabe et al. (McCabe, D. E., Swain, W. F., Martinell, B. J., Christou, P. (1988) *Nature Biotechnology* 6(8), 923-926), Chen et al. (Chen, Y., Rivlin, A. Lange, A., Ye, X., Vaghchhipawala, Z., Eisinger, E., Dersch, E., Paris, M., Martinell, B., Wan, Y. (2014) *Plant Cell Reports* 33(1), 153-164), Ye et al. (Ye, X., Williams, E. J., Shen, J., Johnson, S., Lowe, B., Radke, S., Strickland, S., Esser, J. A., Petersen, M. W., and Gilbertson, L. A. (2011) *Transgenic Research* 20(4), 773-786), and *Plant Transformation Technologies* (Edited by C. Neal Stewart, Alisher Touraev, Vitaly Citovsky and Tzvi Tzfira ©2011 Blackwell Publishing Ltd. ISBN: 978-0-813-82195-5.)

Prior to inoculation, dried explants to be transformed may be rehydrated using suitable tissue culture medium. In some embodiments, the rehydration medium is Soy INO medium, VAE rehydration medium, or a solid medium such as Basal MS or Gamborg's B5 medium. In some embodiments, the rehydration step is combined with the pretreatment step described below.

Embryos may be pretreated prior to inoculation and transformation. In some embodiments, the embryos are pretreated with a polyethylene glycol (PEG) solution. In some embodiments, the PEG solution includes about 20% PEG4000. In some embodiments, the embryos are pretreated in the PEG-ethanol solution for between about 1 minute and about 3 hours (e.g. 1 min., 2 min., 5 min., 15 min., 30 min., 45 min., 1 hr., 1.5 hr., 2 hr., 2.5 hr., or 3 hr.). In some embodiments, salts may be added to the PEG solution. In some embodiments, the PEG solution includes one or more fungicides (e.g., Captan, Bravo, etc.). In some embodiments, the PEG solution includes Murashige and Skoog (MS) salts. In some embodiments, the pretreatment step includes sonication, vortexing, centrifugation, heat-shock, or addition of chemicals (e.g., TDZ, glyphosate, or metolachlor).

In some embodiments, the explant transformation is supplemented with force treatments. Force treatments may include, but are not limited to, sonication, vortexing, centrifugation, increased pressure, vacuum infiltration, heat-shock, dessication or addition of chemicals (e.g., TDZ, glyphosate, or metolachlor). Force treatments may be applied prior to or during transformation. For example, prior to or concurrently with inoculation with *Agrobacterium* or particle bombardment treatment. In some embodiments, explants are sonicated for about 20 seconds at about 45 kHz. Force treatment transformation methods are described in the art. See, for example, Khanna, et al. ("Centrifugation assisted *Agrobacterium tumefaciens*-mediated transformation (CAAT) of embryogenic cell suspensions of banana (*Musa* spp. Cavendish AAA and Lady finger AAA)," *Molecular Breeding*, 2004, 14:239-252), Kapila et al. ("An *Agrobacterium*-mediated transient gene expression system for intact leaves," *Plant Science*, 1997, 122(1):101-108),

Trick et al. ("SAAT: sonication-assisted *Agrobacterium*-mediated transformation," Transgenic Research, 1997, 6(5): 329-336), and Hiei et al. ("Improved frequency of transformation in rice and maize by treatment of immature embryos with centrifugation and heat prior to infection with *Agrobacterium tumefaciens*," Plant Cell, Tissue, and Organ Culture, 2006, 87(3):233-243).

Following inoculation, the explants are co-cultured for between about 1 day and about 6 days in any suitable co-culture medium that supports the growth and survival of the inoculated explant. In some embodiments, the co-culture medium is WCIC INO medium, which includes the components outlined in Table 2 of Example 1.

Following transformation, the explants or transformed tissue is regenerated using a suitable regeneration medium that supports the growth and survival of at least the positively transformed explants or transformed tissues. Suitable regeneration medium are known and described in the art. For example, the regeneration medium may be B5 medium, WPM based medium, MS salts based medium, 1/2xMS salts based medium, or similar medium with or without supplementation. The regeneration medium may additionally comprise nystatin, TBZ, meta-topolin (mT), naphthylacetic acid (NAA) and GA3. In some embodiments, the regeneration medium includes a selection agent to select for positive transformants. Examples of suitable selection agents include, but are not limited to, RFP, GUS, aadA1a, spectinomycin, streptomycin, and imazapyr.

The heterologous gene or nucleic acid of interest may be any gene or nucleic acid that may confer a particular desirable trait or phenotype in the transformed plant. Examples of suitable genes of agronomic interest envisioned by the present invention would include but are not limited to genes for disease, insect, or pest tolerance, herbicide tolerance, genes for quality improvements such as yield, nutritional enhancements, environmental or stress tolerances, or any desirable changes in plant physiology, growth, development, morphology or plant product(s) including starch production, modified oils production, high oil production, modified fatty acid content, high protein production, fruit ripening, enhanced animal and human nutrition, and biopolymers production. Also environmental stress resistance, pharmaceutical peptides and secretable peptides, improved processing traits, industrial enzyme production, improved flavor, nitrogen fixation, hybrid seed production, and fiber production. Any of these or other genetic elements, methods, and transgenes may be used with the invention as will be appreciated by those of skill in the art in view of the instant disclosure. The heterologous gene or nucleic acid of interest may also be a sequence that can affect a phenotype of interest by encoding an RNA molecule that causes the targeted inhibition of expression on an endogenous gene via gene silencing technologies.

In some embodiments, the heterologous nucleic acid of interest modulates the expression or function of the endogenous *Cannabis* tetrahydrocannabinolic acid synthase (THCA synthase) gene. A heterologous nucleic acid is introduced into the *Cannabis* explant to knockout or silence the THCA synthase gene. *Cannabis* plants grown from the transformed *Cannabis* explant are characterized by a tetrahydrocannabinol (THC) low or THC free phenotype. The sequence and activity of the THCA synthase gene is known and described in the art. See, for example, Laverty et al. (Laverty et al., "A physical and genetic map of *Cannabis sativa* identifies extensive rearrangements at the THC/CBD acid synthase loci," Genome Research, 2018, 29:146-156).

Provided below are five cDNA sequences (SEQ ID NOs: 1-5) of THCA genes from various *Cannabis sativa* strains. Single nucleotide polymorphs (SNPs) between the active THCA synthase of SEQ ID NO:1 and each of SEQ ID NOs:2-5 are indicated in each of the respective sequences and a full sequence alignment is shown in FIG. 64.

Cannabis sativa cultivar Skunk #1 tetrahydrocannabinolic acid synthase (THCA1) gene cDNA (SEQ ID NO:1), Genbank: KJ469378.1

10 ATGAATTGCTCAGCATTTTCTTTTGGTTTGTTCGAAAAATAATATT
 TTTCTTTCTCATTCCATATCCAAATTTCAATAGCTAATCCTCGAG
 15 AAAACTTCCTTAAATGCTTCTCAAAACATATTTCCCAACATGTAGCA
 AATCCAAAACCTCGTATACACTCAACACGACCAATTGTATATGTCTAT
 CCTGAATTCGACAATACAAAATCTTAGATTTCATCTCGATACAACCC
 20 CAAAACCACTCGTTATTGTCACTCCTTCAAATAACTCCCATATCCAA
 GCAACTATTTTATGCTCTAAGAAAGTTGGCTTGAGATTGCAACTCG
 AAGCGGTGGCCATGATGCTGAGGGTATGCTTACATATCTCAAGTCC
 CATTGTGTAGTAGACTTGAGAAACATGCATTTCGATCAAAAATAGAT
 25 GTTCATAGCCAACTGCGTGGGTTGAGCCGGAGCTACCCTTGGAGA
 AGTTTATTATTGGATCAATGAGAAGAATGAGAATCTTAGTTTTCTCG
 GTGGGTATTGCCCTACTGTTGGCGTAGGTGGACACTTTAGTGGAGGA
 GGCTATGGAGCATTGATGCGAAATTATGGCCTTGGCGCTGATAATAT
 TATTGATGCACACTTAGTCAATGTTGATGGAAAAGTTCTAGATCGAA
 AATCCATGGGAGAAGATCTGTTTTGGGCTATACGTGTTGGTGGAGGA
 35 GAAAACCTTGGAAATCATTGCAGCATGGAAAATCAAACCTGGTTGATGT
 CCCATCAAAGTCTACTATATTCAAGTGTAAAAAGAACATGGAGATAC
 ATGGGCTTGTCAAGTATTTAACAAATGGCAAAAATATTGCTTACAAG
 40 TATGACAAAGATTTAGTACTCATGACTCACTTCATAACAAGAATAT
 TACAGATAATCATGGGAAGAATAAGACTACAGTACATGGTTACTTCT
 CTTCAATTTTTTCATGGTGGAGTGGATAGTCTAGTCGACTTGATGAAC
 45 AAGAGCTTTCCTGAGTTGGGTATTAATAAACTGATTGCAAGAATT
 TAGTGGATTGATACAACCATCTTCTACAGTGGTGTGTAATTTTA
 ACACCTGCTAATTTAAAAAGGAAATTTGCTTGATAGATCAGCTGGG
 50 AAGAAGACGGCTTCTCAATTAAGTTAGACTATGTTAAGAAACCAAT
 TCCAGAACTGCAATGGTCAAAATTTTGAAAAATATATGAAGAAG
 ATGTAGGAGCTGGGATGATGTTGTACCCTTACGGTGGTATAATG
 55 GAGGAGATTTCAGAATCAGCAATCCATTCCTCATCGAGCTGGAAT
 AATGTATGAACCTTGGTACACTGCTTCTGGGAGAAGCAAGAAGATA
 ATGAAAAGCATATAAACTGGGTTCGAAGTGTTTATAATTTTACGACT
 60 CCTTATGTGTCCCAAAATCCAAGATTGGCGTATCTCAATTTATAGGGA
 CCTTGATTTAGGAAAAACTAATCATCGAGTCTTAATAATTACACAC
 AAGCACGTATTTGGGGTGAAGAATTTTTGGTAAAAATTTTAAACAGG
 65 TTAGTTAAGGTGAAAACATAAAGTTGATCCCAATAATTTTTTAGAAA
 CGAACAAAGTATCCCACTCTTCCACCGCATCATCATTAA

Cannabis sativa isolate 60D2 tetrahydrocannabinolic acid synthase (THCA) gene (SEQ ID NO:2), GenBank: MG996415.1, single nucleotide polymorph (SNP) relative to SEQ ID NO:1 shown in bold underline.

atgaattgctcagcattttccttttggtttgtttgcaaaataatatt
 tttctttctctcattccatataccaaatttcaatagctaactcctcgag
 5 aaaaacttcttaaatgcttctcaaaacatattccaacaatgtagca
 aatccaaaactcgtatacactcaacacgaccaattgtatatgtctat
 cctgaattcgacaatacaaaatcttagattcatctctgatacaaccc
 caaaaccactcgttattgtcactccttcaaataactcccatatccaa
 gcaactattttatgctctaagaaagtggcttgcagattcgaactcg
 aagcgggtggccatgatgctgagggatgtctctacatctcaagtcc
 catttgtttagtagacttgagaaacatgcatcgcatacaaatagat
 gttcatagccaaactcgtgggttgaagccggagctacccttgagaga
 agtttattatggatcaatgagaagaatgagaatcttagtttctctg
 gtgggtattgcccactgttggcgtaggtggacactttagtggagga
 ggctatgggagcattgatgcgaaattatggccttgcggctgataaat
 tattgatgacacacttagtcaatggttggaaaagttctagatcgaa
 aatccatgggagaagatctgtttgggctatacgtgggtgggagga
 gaaaactttggaatcattgcagcatggaaaatcaactggttgctgt
 cccatcaaagtctactataatcagtggttaaaaagaacatggagat
 atgggcttgtcaagttatttaacaaatggcaaaatattgcttacaag
 tatgacaaagatttagtactcatgactcacttcataacaagaat
 tacagataatcatgggaagaataagactacagtacatggttacttct
 ctcaattttctcaggtggagtgatgtctagtcgacttgatgaac
 aagagcttctcgtgagttgggtattaaaaaactgattgcaagaatt
 tagctggattgatacaaccatctctacagtggtgtgtaaattta
 acactgctaatttttaaaaaggaaattttgcttgatagatcagctggg
 aagaagacggcttctcaattaaagttagactatgtaagaaccaat
 tccagaaactgcaatggcctcaaaatttggaaaaattatagaagaag
 atgtaggagctgggatgtagtgggtacccttacgggtgataaatg
 gaggagatttcagaatcagcaatccatccctcatcgagctggaat
 aatgtatgaactttggtacactgctcctgggagaagcaagaagata
 atgaaaagcatataaactggggtcgaagtgtttataattttacgact
 ccttatgtgtcccaaaatccaagattggcgtatctcaattatagggga
 ccttgatttaggaaaaactaatcatgagctcctaaataattacacac
 aagcagctatttggggtgaaaagtattttggtaaaaattttaacagg
 ttagttaagggtgaaaactaaagttgatcccaataattttttagaaa
 cgaaacaaagtatcccaactcttmcaccgcatcatcattaa

Cannabis sativa clone ABC67 THCA synthase gene (SEQ ID NO:3), GenBank: KT876047.1, SNPs relative to SEQ ID NO: shown in bold underline.

atgaattgctcagcattttccttttggtttgtttgcaaaataatatt
 tttctttctctcattccatataccaaatttcaatagctaactcctcgag
 5 aaaaacttcttaaatgcttctcaaaacatattccaacaatgtagca
 aatccaaaactcgtatacactcaacacgaccaatgtatatgtctat
 cctgaattcgacaatacaaaatcttagattcatctctgatacaaccc
 10 caaaaccactcgttattgtcactccttcaaataactcccatatccaa
 gcaactattttatgctctaagaaagtggcttgcagattcgaactcg
 aagcgggtggccatgatgctgagggatgtctctacatctcaagtcc
 15 catttgtttagtagacttgagaaacatgcatcgcatacaaatagat
 gtctatagccaaactcgtgggttgaagccggagctacccttgagaga
 agtttattatggatcaatgagaagaatgagaatcttagtttctctg
 20 gtgggtattgcccactgttggcgtaggtggacactttagtggagga
 ggctatgggagcattgatgcgaaattatggccttgcggctgataaat
 tattgatgacacacttagtcaatggttggaaaagttctagatcgaa
 aatccatgggagaagatctgtttgggctatacgtgggtgggagga
 25 gaaaactttggaatcattgcagcatggaaaatcaactggttgctgt
 cccatcaaagtctactataatcagtggttaaaaagaacatggagat
 atgggcttgtcaagttatttaacaaatggcaaaatattgcttacaag
 30 tatgacaaagatttagtactcatgactcacttcataacaagaat
 tacagataatcatgggaagaataagactacagtacatggttacttct
 ctcaattttctcaggtggagtgatgtctagtcgacttgatgaac
 35 aagagcttctcgtgagttgggtattaaaaaactgattgcaagaatt
 tagctggattgatacaaccatctctacagtggtgtgtaaattta
 acactgctaatttttaaaaaggaaattttgcttgatagatcagctggg
 40 aagaagacggcttctcaattaaagttagactatgtaagaaccaat
 tccagaaactgcaatggcctcaaaatttggaaaaattatagaagaag
 atgtaggagctgggatgtagtgggtacccttacgggtgataaatg
 45 gaggagatttcagaatcagcaatccatccctcatcgagctggaat
 aatgtatgaactttggtacactgctcctgggagaagcaagaagata
 atgaaaagcatataaactggggtcgaagtgtttataattttacgact
 50 ccttatgtgtcccaaaatccaagattggcgtatctcaattatagggga
 ccttgatttaggaaaaactaatcatgagctcctaaataattacacac
 aagcagctatttggggtgaaaagtattttggtaaaaattttaacagg
 55 ttagttaagggtgaaaactaaagttgatcccaataattttttagaaa
 cgaaacaaagtatcccaactcttccaccgcatcatcat

THCA synthase *Cannabis sativa* Purple Kush (SEQ ID NO:4), SNPs relative to SEQ ID NO:1 shown in bold underline.

ATGAATTGCTCAGCATTTCCTTTTGGTTTGTTCGAAAATAATAT
 TTTTCTTCTCTCATTCCATATCCAAATTTCAATAGCTAATCCTCG

-continued

AGAAAACCTCCTTAAATGCTTCTCAAAACATATTTCCCAACAATGTA
 GCAAAATCCAAAACCTCGTATACACTCAACACGACCAATTTGTATATGT
 CTATCTGAAATTCGACAATACAAAATCTTAGATTATCATCTCTGATAC
 AACCCCAAACCACTCGTTATTGTCACTCCTTCAAATAACTCCCAT
 ATCCAAGCAACTATTTTATGCTCTAAGAAAGTTGGCTTGCAGATTC
 GAACTCGAAGCGGTGGCCATGATGCTGAGGGTATGCTCTACATATC
 TCAAGTCCCATTTGTTGTAGTAGACTTGAGAAACATGCATTTCGATC
 AAAATAGATGTTTATAGCCAAACTGCGTGGGTTGAAAGCCGAGACTA
 CCCTTGGAGAAGTTTATTATGGATCAATGAGAAGATGAGAATCT
 TAGTTTTCTGGTGGGTATTGCCCTACTGTTGGCGTAGGTGGACAC
 TTTAGTGGAGGAGGCTATGGAGCATGATGCGAAATATAGGCCCTG
 CGGCTGATAATATCATTGATGCACACTTAGTCAATGTTGATGGAAA
 AGTTCAGATCGAAAATCCATGGGAGAAGATCTGTTTTGGGCTATA
 CGTGGTGGTGGAGGAGAAAACCTTGGAAATCATTGCAGCATGGAAA
 TCAAACCTGGTGTGCTGCCATCAAAGTCTACTATATTCAGTGTAA
 AAAGAACATGGAGATACATGGGCTTGTCAAGTTATTTAACAAATGG
 CAAAATATTGCTTACAAGTATGACAAAAGATTTAGTACTCATGACTC
 ACTTCATAACAAGAATATTACAGATAATCATGGGAAGAATAAGAC
 TACAGTACATGGTTACTTCTCTTCAATTTTTATGTTGGTGGATGGAT
 AGTCTAGTCGACTTGTGAAACAAGACTTTCGTGAGTTGGGTATTA
 AAAAACTGATTGCAAAGAATTGAGCTGGATTGATACAACCATCTT
 CTACAGTGGTGTGTAATTAACAACACTGCTAATTTTTAAAAAGGAA
 ATTTTGTCTGATAGATCAGCTGGGAAGAAGACGGCTTCTCAATTA
 AGTTAGACTATGTTAAGAAACCAATTCAGAAACTGCAATGGTCAA
 AATTTTGGAAAAATATATGAAGAAGATGTAGGAGCTGGGATGTAT
 GTGTTGTACCCTTACGGTGTATAAATGGAGGAGATTTTCAAGTACG
 CAATTCATTCCCTCATCGAGCTGGAATAATGTATGAACTTTGGTA
 CACTGCTTCTGGGAGAAGCAAGAAGATAATGAAAGCATATAAAC
 TGGGTTCGAAGTGTATAATTTTACGACTCCTTATGTGTCCCAA
 ATCCAAGATTGGCGTATCTCAATATAGGGACCTTGATTTAGGAAA
 AACTAATCATGCGAGTCTAATAATTACACACAAGCACGTATTTGG
 GGTGAAAAGTATTTTGGTAAAAATTTAACAGGTTAGTTAAGGTGA
 AAACTAAAGTTGATCCCAATAATTTTTTTAGAAACGAACAAAGTAT
 CCCACCTCTTCCACCGCATCATCATAA

Inactive THCA synthase gene (SEQ ID NO:5), SNPs relative to SEQ ID NO:1 shown in bold underline.

ATGAATTGCTCAGCATTCTCCTTTTGGTTTGTTCGAAAATAATATT
 TTTCTTCTCTCATTCAATATCCAAATTTCAATAGCTAATCCTCAAG
 AAAACTCCTTAAATGCTTCTCGAATATATCTCAACAATCCAGCA
 AATCCAAAATTCATATACACTCAACACGACCAATTTGTATATGCTCTG

-continued

CCTGAATTCGACAATACAAAATCTTAGATTCCACTCTGATACAACCC
 CAAAACCACTCGTTATTGTCACTCCTTCAAATGCTCTCCCATATCCAG
 5 GCGAGTATCTCTGCTCAGAAAAGTTGGTTGCGAGATTCGAACTCG
 AAGCGGTGGCCATGATGCTGAGGGTTGCTCTACATATCTCAAGTCC
 CATTGCTATAGTAGACTTGAGAAACATGCATACGGTCAAAGTAGAT
 10 ATTCATAGCCAAACTGCGTGGGTGAAAGCCGGAGTACCCTTGGAGA
 AGTTTATTATGGATCAATGAGATGAATGAGAATTTTAGTTTTCTG
 GTGGGTATTGCCCTACTGTTGGCGTAGGTGGACACTTTAGTGGAGGA
 15 GGCTATGGAGCATGATGCGAAAATATGGCCTTGGCGCTGATAATAT
 CATTGATGCACACTTAGTCAATGTTGATGGAAAAGTCTAGATCGAA
 AATCCATGGGAGAAGATCTATTTGGGCTATACGTTGGTGGAGGAGGA
 GAAAACCTTGGAAATCATGCAGCATGGAAAATCAAACCTGTTGTTGT
 20 CCCATCAAAGGCTACTATATTCAGTGTAAAAAGAACATGGAGATAC
 ATGGGCTTGTCAAGTTATTTAACAAATGGCAAATATGCTTACAAG
 TATGACAAAAGATTTAATGCTCAGACTCCTTCAGAACTAGGAATAT
 25 TACAGATAATCATGGGAAGAATAAGACTACAGTACATGGTTACTTCT
 CTTCCATTTTTCTTGGTGGAGTGGATAGTCTAGTTGACTTGATGAAC
 AAGAGCTTCTCAGTGGGTATTAATAAACTGATGCAAGAAGT
 30 GAGCTGGATTGATACAACCATCTTCTACAGTGGTGTGTAATTAACA
 ACCTGCTAATTTAAAAAGGAAATTTGCTTGTAGATCAGCTGGG
 AAGAAGACGGCTTCTCAATTAAGTTAGACTATGTTAAGAACTAAT
 35 ACCTGAAACTGCAATGGTCAAATTTTGGAAAATATATGAAGAAG
 AGGTAGGAGTTGGGATGTATGTGTTGTACCCTTACCGTGTGATAATG
 GATGAGATTTGAGAAATCAGCAATCCATTCCCTCATCGAGCTGGAAT
 40 AATGTATGAACCTTGGTACACTGCTACCTGGGAGAAGCAAGAAGATA
 ACGAAAAGCATATAAACTGGGTTGGAAGTGTATAAATTTCAACA
 CCTTATGTGTCCAAAATCAAAGATTGGCGTATCTCAATATAGGGA
 45 CCTTGATTTAGGAAAACATACTGAGAGTCTAATAATTACACAC
 AAGCACGTATTTGGGGTAAAAAGTATTTTGGTAAAAATTTTAAACAGG
 TTAGTTAAGGTGAAAACCAAAGCTGATCCCAATAATTTTTTTAGAAA
 50 CGAACAAAGTATCCACCTCTTCCACCGCTCATCATTA

THCA synthase polypeptide sequence (SEQ ID NO:6)

MNCSAFSFWFVCKIIFFLSHITQISIANPRENLFKCFKHPNPNVA
 55 NPKLVTQHDQLYMSILNSTIQNLRFSIDTTPKPLVIVTSPNNSHIQ
 ATILCSKKVGLQIRTRSGGHDAEGMSYISQVPVVVDLNMHSIKID
 60 VHSQTAWVEAGATLGEVYVVINEKNENLSFPGGYCPVGVGGHFSG
 GYGALMRNYGLAADNI DAHLVNDGKVLDRKSMGEDLFWAIRGGG
 GENFGIIAAWKIKLVDVPSKSTIFSVKKNMEIHGLVKLFNKWQNIAY
 65 KYDKDLVLMTHFITKNI TDNHGKNKTTVHGVSFSSIPHGVDLSVLDLM
 NKSFPPELGIKKTDCKEFSWIDTTIFYSGVVNFNTANFKKEILLDRSA

-continued

GKKTAFSIKLDYVKKPIPETAMVKILEKLYEEDVGAGMYVLYPYGGI
 MEEI SESAI PPHRAGIMYELWYTASWEKQEDNEKHINVVVRSVYNF
 TTPYVSQNPRLAYLNYRDLGLGKTNHASPNNYTQARIWGEKYFGKNF
 NRLVKVKTQVDPNFFRNEQSI PPLPPHHH

In some embodiments, the THCA synthase gene may be knocked out using Clustered Randomly Interspersed Short Palindromic Repeats (CRISPR)/Cas mediated gene editing. To knockout the THCA synthase gene using CRISPR/Cas mediated gene editing, one or more guide RNAs are designed that target the THCA synthase gene or a region adjacent there to and proximal to a Protospacer Adjacent Motif (PAM) site. Upon introduction to a *Cannabis* cell, the guide RNAs target a nuclease to induce a double strand break at the designated cut site. The cell will then undergo non-homologous end joining (NHEJ) to repair the cut site. Due to the nature of NHEJ, one or more insertions or deletions (indels) are introduced at the cut site, thereby silencing the target THCA synthase gene. In some embodiments, a homology directed repair (HDR) template oligonucleotide may be used to direct the repair at the cut site to introduce a mutation of interest. The mutation of interest may be an insertion of a stop codon, a frameshift mutation, or a nonsense mutation that disrupts expression of the THCA synthase gene. In some embodiments, the HDR oligonucleotide encodes a sequence comprising one or more of the THCA synthase gene SNPs recited herein. In some embodiments, the guide RNAs direct cleavage of the THCA gene such that all or a portion of the THCA gene is removed.

In some embodiments, the nuclease is a Cas nuclease. Suitable Cas nucleases are known and described in the art including, but not limited to, a Cas9 nuclease.

In some embodiments, the guide RNA targeting the THCA gene is selected from SEQ ID NO:7 (TGCAGCATG-GAAAATCAAAC, forward gRNA gRF743), SEQ ID NO:8 (CCCTTACGGTGGTATAATGG, forward gRNA gRF1271), SEQ ID NO:9 (TAGCTATTGAAAATTTGGATA, reverse gRNA gRR63), SEQ ID NO:10 (TAGAGCAT-AAAATAGTTGCT, reverse gRNA gRR279), or combinations thereof. As used herein, the guide RNA (gRNA) nomenclature (e.g., gRF743) refers to the template direction of the gRNA, either forward (F) or reverse (R), and nucleotide position at which the 20 base pair (bp) gRNA ends. For example, gRF743 is a forward gRNA that aligns with the THCA synthase gene and ends at nucleotide 743. Other nomenclature schemes and identification methods will be known to a skilled artisan. In some embodiments, the guide RNA sequences are cloned into a vector for introduction to the cell. In some embodiments, the vector also encodes a Cas nuclease (e.g., Cas9 nuclease). In some embodiments, one or more vectors encoding the guide RNA and the Cas nuclease are introduced into the cell in the presence of an HDR oligonucleotide. Cells positive for transformation and the desired CRISPR/Cas mediated editing results may be screened and selected for using standard molecular biology and sequencing techniques known in the art.

In some embodiments, the heterologous nucleic acid of interest modulates the expression or function of the endogenous *Cannabis* cannabidiolic-acid synthase (CBDA synthase) gene. A heterologous nucleic acid is introduced into the *Cannabis* explant to knockout or silence the CBDA synthase gene. *Cannabis* plants grown from the transformed *Cannabis* explant are characterized by a tetrahydrocannabi-

nol (THC) low or THC free phenotype. The sequence and activity of the CBDA synthase gene is known and described in the art. See, for example, Lavery et al. (Lavery et al., "A physical and genetic map of *Cannabis sativa* identifies extensive rearrangements at the THC/CBD acid synthase loci," *Genome Research*, 2018, 29:146-156).

Provided below are four cDNA or reverse complement sequences (SEQ ID NOs:11, 13, 15, and 17) of CBDA genes from various *Cannabis sativa* strains. Single nucleotide polymorphs (SNPs) between the active CBDA synthase of SEQ ID NO:11 and each of SEQ ID NOs:13 and 15 are indicated in each of the respective sequences and a full sequence alignment is shown in FIG. 65. Additionally, mutations in the CBDA synthase sequences of SEQ ID NOs:14 and 16 are shown relative to SEQ ID NO:12.

Cannabis sativa cultivar Carmen cannabidiolic acid synthase (CBDA1) gene (SEQ ID NO:11), GenBank: KJ469374.1

atgaagtgctcaacattctccttttggtttgttgcaagataaatatt
 tttctttttctcattcaatccaaactccattgctaactcctcgag
 aaaactccttaaatgcttctcgcaatattcccaataatgcaaca
 aatctaaaactcgtatacactcaaaacaacccattgtatagtctgt
 cctaaattcgacaatacacaactcttagattcagctctgcacacaacc
 caaaaccactgttatcgtcactccttcacatgtctctcatatccaa
 ggcactattctatgctccaagaagtggcttgagattcgaactcg
 aagtgggtgcatgattctgagggcattgctctacatctcaagtcc
 catttggtatagttagacttgagaaacatgcggtcaaaatagat
 gttcatagccaaactgcattgggtggaagccggagctaccctggaga
 agtttattatgggttaagtgagaaaaatgagagctcttagttggctg
 ctgggtattgccctactgtttgctgaggtggacactttgggtggagga
 ggctatggaccattgatgagaagctatggcctcgcggtgataaatat
 cattgatgcacacttagtcaacggttcatggaaaagtctagatcgaa
 aatctatgggggaagatctctttgggctttacgtggtggtggagca
 gaaagctcggaaatcattgttagcatggaaaattagactgggtgctgt
 cccaaagtctactatgtttagtgttaaaaagatcatggagatacatg
 agcttgcaagttagttaacaaatggcaaaaatattgcttacaagtat
 gacaaagatttattactcatgactcacttcataactaggaacattac
 agataatcaagggagaatagacagcaatacacacttacttctctt
 cagtttctccttggtgagtgatagctctagctcacttgatgaacaag
 agtttctcctgagttgggtattaaaaaacggattgcagacaattgag
 ctggattgatactatcatctctatagtggtgttgaattacgaca
 ctgataatttaacaaggaatattgcttgatagatccctgggagcag
 aacggtgcttcaagattaagttagactacgttaagaaccaattcc
 agaactctgattttgtccaaatttggaaaaattatagaagaagata
 taggagctgggatgatgcgtgtacccttacggtggtataatggat
 gagatttctgaatcagcaattccattccctcatcgagctggaattctt
 gtatgagttatggtacatagtagctgggagaagcaagaagataaacg

-continued

aaaagcatctaaactggattagaaatatttataacttcatgactcct
 tatgtgtcccaaatccaagattggcatatctcaattatagagacct
 tgat ataggaataaatgatcccaagaatccaataattacacacaag
 cacgtatttgggggtgagaagtatttggtaaaaattttgacaggcta
 gtaaaagtgaaaacctggttgatcccaataatttttttagaaacga
 acaaagcatcccacctcttccacggcatcgctcattaa

Cannabis sativa CBDA synthase (SEQ ID NO:12)

MKCS TFSFWVCKI I P P P P S F N I Q T S I A N P R E N F L K C F S Q Y I P N N A T
 N L K L V Y T Q N N P L Y M S V L N S T I H N L R F S D T T P K P L V I V T P S H V S H I Q
 G T I L C S K K V G L Q I R T R S G G H D S E G M S Y I S Q V P F V I V D L R N M R S I K I D
 V H S Q T A W V E A G A T L G E V Y Y V V N E K N E S L S L A A G Y C P T V C A G G H F G G G
 G Y G P L M R S Y G L A A D N I I D A H L V N V H G K V L D R K S M G E D L F W A L R G G G A
 E S F G I I V A W K I R L V A V P K S T M F S V K K I M E I H E L V K L V N K W Q N I A Y K Y
 D K D L L M T H F I T R N I T D N Q G K N K T A I H T Y F S S V F L G G V D S L V D L M N K
 S F P E L G I K K T D C R Q L S W I D T I I F Y S G V V N Y D T D N F N K E I L L D R S A G Q
 N G A F K I K L D Y V K K P I P E S V F V Q I L E K L Y E E D I G A G M Y A L Y P Y G G I M D
 E I S E S A I P F P H R A G I L Y E L W Y I C S W E K Q E D N E K H L N V V I R N I Y N F M T
 P Y V S Q N P R L A Y L N Y R D L D I G I N D P K N P N N Y T Q A R I W G E K Y F G K N F D R
 L V K V K T L V D P N N F R N E Q S I P P L P R E I R H

Cannabis sativa cannabidiolic acid synthase
 (LOC115697762) (SEQ ID NO:13), GenBank:
 XM_030624886.1, SNPs relative to SEQ ID NO:11 shown
 in bold underline.

ATGAAGTCTCAACATTCTCCTTTGGTTTGGTTGCAAGATAATATT
 TTTCTTTTCTCATTCAATATCCAACTTCCATTGCTAATCCTCGAG
 AAAACTTCCTTAAATGCTTCTCGCAATATATCCCAATAATGCAACA
 AATCTAAACTCGTATACACTCAAAACAACCCATTGTATATGTCTGT
 CCTAAATTCGACAATACACAATCTTAGATTCACTCTGACACAACCC
 CAAAACCACTTGTATCGTCACTCCTTACATGTCTCTCATATCCAA
 GGCATATTCTATGCTCCAAGAAAGTTGGCTTGCGAGATCGAACTCG
 AAGTGGTGGTCATGATTCTGAGGGCATGTCCTACATATCTCAAGTCC
 CATTGTTATAGTAGACTTGAGAAACATGCCTTCAATCAAAATAGAT
 GTTCATAGCCAACTGCATGGGTGAAGCCGGAGCTACCCCTGGAGA
 AGTTTATTATTGGGTTAATGAGAAAAATGAGAATCTTAGTTGGCGGG
 CTGGTATTGCCCTACTGTTTGGCGAGGTGACACTTTGGTGGAGGA
 GGCTATGGACCATTGATGAGAACTATGGCCTCGCGCTGATAATAT
 CATTGATGCACACTTAGTCAACGTTTCATGAAAAGTCTAGATCGAA
 AATCTATGGGGGAAGATCTCTTTGGGCTTACGTGGTGGTGGAGCA
 GAAAGCTTCGGAATCATTGTAGCATGGAATAATAGACTGGTGTCTGT
 CCCAAAGTCTACTATGTTTAGTGTAAAAAGATCATGGAGATACATG

-continued

AGCTTGTCAAGTTAGTTAACAAATGGCAAAATATGCTTACAAGTAT
 GACAAAGATTATTACTCATGACTCACTTCATAACTAGGAACATTAC
 5 AGATAATCAAGGGAAGAATAAGACAGCAATACACACTTACTTCTCTT
 CAGTTTTCTTGGTGGAGTGGATAGTCTAGTCGACTTGATGAACAAG
 AGTTTTCTGAGTTGGGTATTAATAAAGCGATTGCAGACAATTGAG
 10 CTGGATTGATACTATCATCTTCTATAGTGGTGTGTAATACGACA
 CTGATAATTTTAAACAAGGAAATTTGCTTGTAGATCCGTGGGCAG
 AACGGTGCCTTCAAGATTAAGTTAGACTACGTTAAGAAACCAATTCC
 15 AGAATCTGTATTTGTCCAAATTTGGAAAAATATATGAAGAAGATA
 TAGGAGCTGGGATGTATGCGTTGTACCCTTACGGTGGTATAATGGAT
 GAGATTTCAAGATCAGCAATCCATTCCCTCATCGAGCTGGAATCTT
 20 GTATGAGTTATGGTACATATGATAGTTGGGAGAAGCAAGAAGATAACG
 AAAAGCATCTAAACTGGATTAGAAATATTTATAACTTCATGACTCCT
 TATGTGTCCAAAATCCAAGATTGGCATATCTCAATTATAGAGACCT
 25 TGATATAGGAATAAATGATCCCAAGAAATCCAAATAATTACACACAAG
 CACGTATTTGGGGTGAGAAGTATTTTGGTAAAAATTTGACAGGCTA
 GTAAAAGTGAACCCCTGGTTGATCCCAATAACTTTTTTAGAAACGA
 30 ACAAAGCATCCACCCTCTCCACGGCATCGTCAATTA

CBDA synthase protein sequence corresponding to SEQ
 ID NO:13 (SEQ ID NO:14), mutations relative to SEQ ID
 NO:12 shown in bold underline.

MKCS TFSFWVCKI I P P P P S F N I Q T S I A N P R E N F L K C F S Q Y I P N N A T N
 L K L V Y T Q N N P L Y M S V L N S T I H N L R F T S D T T P K P L V I V T P S H V S H I Q G T
 I L C S K K V G L Q I R T R S G G E I D S E G M S Y I S Q V P F V I V D L R N M R S I K I D V H
 40 S Q T A W V E A G A T L G E V Y Y V V N E K N E N L S L A A G Y C P T V C A G G E I F G G G G
 Y G P L M R N Y G L A A D N I I D A H L V N V H G K V L D R K S M G E D L F W A L R G G G A E S
 F G I I V A W K I R L V A V P K S T M F S V K K I M E I H E L V K L V N K W Q N I A Y K Y D K D
 45 L L L M T H F I T R N I T D N Q G K N K T A I H T Y F S S V F L G G V D S L V D L M N K S F P E
 L G I K K T D C R Q L S W I D T I I F Y S G V V N Y D T D N F N K E I L L D R S A G Q N G A F K
 I K L D Y V K K P I P E S V F V Q I L E K L Y E E D I G A G M Y A L Y P Y G G I M D E I S E S A
 50 I P F P H R A G I L Y E L W Y I C S W E K Q E D N E K H L N V V I R N I Y N F M T P Y V S K N P
 R L A Y L N Y R D L D I G I N D P K N P N N Y T Q A R I W G E K Y F G K N F D R L V K V K T L V
 D P N N F R N E Q S I P P L P R E I R H

Cannabis sativa Finola CBDA synthase gene reverse
 complement (SEQ ID NO:15), SNPs relative to both SEQ
 ID NOs:11 and 13 shown in bold underline, SNPs relative to
 SEQ ID NO:13 shown in bold italics.

ATGAAGTACTCAACATTCTCCTTTGGTTTGGTTGCAAGATAATATT
 TTTCTTTTCTCATTCAATATCCAACTTCCATTGCTAATCCTCGAG
 AAAACTTCCTTAAATGCTTCTCGCAATATATCCCAATAATGCAACA
 65 AATCTAAACTCGTATACACTCAAAACAACCCATTGTATATGTCTGT

-continued

CCTAAATTGACAATACACAATCTTAGATT**CA**CTCTGACACAACC
 CCAAACCACCTTGTATCGCTCACTCCTTCACATGCTCTCATATCCA
 AGGCATATTCTATGCTCCAAGAAAGTTGGCTTGCAAGATTCGAACCT
 GAAGNN
 NNN
 NNN
 AAGTTTATTATTGGGTTAATGAGAAAAATGAG**AG**TCTTAGTTGGCT
 GCTGGGTATTGCCCTACTGTTTGCAGGTTGGACACTTTGGTGGAGG
 AGGCATGAGCCATTGATGAGAG**AG**CTATGGCCTCGCGGCTGATAATA
 TCATTGATGCACACTTAGTCAACGTTTCATGAAAAGTGCTAGATCGAA
 AATCTATGGGGGAAGATCTCTTTTGGGCTTACGTGGTGGTGGAGCAG
 AAAGCTTCGGAATCATTGTAGCATGGAAAATTAGACTGGTGTGTCTC
 CAAAGTCTACTATGTTTAGTGTAAAAAGATCATGGAGATACATGAGC
 TTGTCAAGTTAGTTAACAAATGGCAAAATATTGCTTACAAGTATGACA
 AAGATTTATTACTCATGACTCACTTCATAACTAGGAACATTACAGATA
 ATCAAGGGAAGAATAAGACAGCAATACACACTTACTTCTTTCAGTTT
 TCCTTGGTGGAGTGGATAGTCTAGTGCAGCTTGATGAACAAGAGTTTT
 CTGAGTTGGGTATTAAAAAACGGATTGCAGACAATTGAGCTGGATTG
 ATACTATCATCTTCTATAGTGGTGTGTAAATACGACACTGATAATT
 TTAACAAGGAAATTTGCTTGATAGATCCGCTGGCAGAACGGTGTCTT
 TCAAGATTAAGTTAGACTACGTTAAGAAACCAATCCAGAATCTGTAT
 TTGTCCAAATTTGGAAAAATATATGAAGAAGATATAGGAGCTGGGA
 TGATGCGTGTGACCCTTACGGTGGTATAATGGATGAGATTT**CT**
 GAATCAGCAATCCATTCCCTCATCGAGCTGGAATCTTGTATGAGTTA
 TGGTACATATGATGCTGGGAGAGCAAGAAGATAACGAAAAGCATCTA
 AACTGGATTAGAAATATTTATAACTTCATGACTCCTTATGTGTCCCAA
 AATCAGGATGGCATATCTCAATATAGAGACCTTGATATAGGAATA
 AATGATCCCAAGAAATCCAAATAATTACACACAAGCAGTATTTGGGGT
 GAGAAGTATTTGGTAAAAATTTGACAGGCTAGTAAAAGTGAAAACC
 CTGGTTGATCCCAATA**AT**TTTTTTAGAAAAGCAAAAGCATCCACCT
 CTCCACGGCAT**CA**TCAATTA

CBDA synthase protein sequence corresponding to SEQ ID NO:15 (SEQ ID NO:16), mutations relative to both SEQ ID NOs:12 and 14 shown in bold underline, mutations relative to SEQ ID NO:14 shown in bold italics.

M**K****Y**S**T**FSFWFVCKIIPFFFSFNIQTSIANPREN**FL**KCF**S**QYIPNNATN
 LKLVY**T**Q**N**PL**Y**MSV**L**NS**T**I**H**N**L**RFSSD**T**PKPL**V**I**V**TPSHV**S**H**I**Q**G**T
 I**L**CS**K**K**V**GL**Q**IR**T**RXXXXXXXXXXXXXXXXXXXXXXXXXXXXXXXXX
 XXXW**E**AGATLGEV**Y**YVV**V**NE**K**NE**S**LS**L**AG**Y**CP**T**VCAG**H**FGGG**Y**
 G**P**L**M****S**Y**G**LAAD**N**I**D**AHL**V**NV**H**G**K**V**L**DR**K**SM**G**ED**L**FW**A**L**R**GG**G**AE**S**F
 G**I**IV**A**WK**I**R**L**V**A**VP**K**ST**M**PS**V**KK**I**ME**I**HE**L**V**K**L**V**N**K**W**Q**NI**A**Y**K**Y**D**K**D**L

-continued

LLMTHFI**T**R**N**IT**D**N**Q**G**K**N**K**T**A**I**H**T**Y**F**S**S**V**L**G**G**V**D**S**L**V**D**L**M**N**K**S**P**P**E**L**
 GIKK**T**DCR**Q**L**S**W**I**D**T**I**I**F**Y**S**G**V**V**N**Y**D**T**D**N**F**N**K**E**I**L**L**D**R**S**A**G**Q**N**G**A**F**K**I
 5 KLD**Y**V**K**K**P**I**P**E**S**V**F**V**Q**I**L**E**K**L**Y**E**E**D**I**G**A**G**M**Y**A**L**Y**P**Y**G**G**I**M**D**E**I**S**E**S**A**I**
 P**P**PH**R**A**G**I**L**Y**E**L**W**Y**I**C**S**W**E**K**Q**E**D**N**E**K**H**L**N**V**I**R**N**I**Y**N**F**M**T**P**Y**V**S**Q**N**P**R**
 L**A**Y**L**N**Y**R**D**L**D**I**G**I**N**D**P**K**N**P**M**N**Y**T**Q**A**R**I**W**G**E**K**Y**F**G**K**N**F**D**R**L**V**K**V**K**T**L**V**D**
 10 P**N**N**F**R**N**E**Q**S**I**P**L**P**R**H**H**

Inactive CBDA synthase (SEQ ID NO:17)

ATGAAGT**G**CTCA**A**CA**T**CC**C**CTTT**G**TT**T**TT**G**CAAGATA**A**TAT**T**
 TTCTTTCTCTC**A**T**T**CA**A**TAT**C**CA**A**CT**T**CA**A**TT**G**CT**A**AT**C**CT**C**G**A**G**A**
 A**A**CT**T**CC**T**T**A**A**A**T**G**CT**T**CT**C**G**C**A**A**T**A**T**A**T**T**CC**C**CA**A**AT**G**T**A**CA**A**A**T**
 20 C**T**AA**A**CT**T**AC**C**CC**A**AA**A**CA**C**CA**A**TT**G**T**A**T**A**T**G**CT**G**T**C**CA**A**A**A**T**T**
 CA**C**AA**T**AC**A**CA**A**T**C**T**T**AG**A**T**T**CA**C**CT**T**CA**C**CA**C**CA**C**CC**A**AA**A**CT**A**C
 TT**G**T**A**T**C**GT**C**ACT**C**CT**C**AT**A**T**G**T**C**T**C**AT**A**T**C**CA**A**GG**C**ACT**A**T**T**C
 25 TA**T**GT**C**CA**A**GA**A**AA**T**GG**T**TT**G**CA**A**AT**T**CG**A**ACT**C**GA**A**CG**G**T**G**GT**C**A
 TG**A**T**T**CT**G**AA**G**AC**A**T**G**CT**T**AC**A**T**A**T**C**CA**A**GT**C**CA**A**TT**T**GT**A**T**A**GT
 AG**A**CT**T**G**A**AA**C**AT**G**CA**T**CA**A**T**CA**CA**T**AG**A**T**G**T**C**A**T**AG**C**CA**A**A**T**
 30 CG**C**A**A**GG**G**TT**G**A**A**CG**G**AG**C**T**A**CC**C**TT**G**G**A**AG**T**TT**A**T**A**T**G**GG**T**
 TA**A**T**G**AG**A**AA**A**AT**G**AG**A**AT**C**T**A**GT**T**GG**C**T**G**CT**G**GG**T**ATT**G**CC**C**T**A**C
 TG**T**TAG**C**G**C**AG**C**T**G**G**A**CA**C**TT**T**GG**T**GG**A**GG**A**G**A**T**A**T**G**G**A**CC**A**TT**G**A**T**
 35 GC**A**AA**A**TT**A**T**G**CC**T**CG**C**GG**T**G**A**T**A**T**A**T**C**GT**T**G**A**T**G**C**A**CA**C**TT**A**GT
 CA**A**CG**T**T**G**AT**G**CA**A**AG**T**G**C**T**A**GT**C**G**A**AA**A**AT**C**T**A**T**G**GG**G**GA**A**AG**A**T**C**T
 CTT**T**GG**C**T**A**T**A**CG**T**GG**T**GG**A**GG**A**GA**A**AG**C**TT**C**GA**A**AT**C**AT**T**GT
 40 AG**C**AT**G**GA**A**AA**T**TA**G**ACT**G**GT**T**G**T**GT**C**CC**A**CA**A**AG**T**C**T**ACT**A**T**G**TT
 TA**G**T**G**TT**A**AA**A**AG**A**T**C**AT**G**GA**A**T**A**C**A**T**G**AG**C**TT**G**T**CA**AG**T**G**A**GT**T**AA
 CAA**A**T**G**G**C**AA**A**AT**A**T**T**G**C**T**T**CA**A**AG**T**AG**C**AA**A**AG**A**TT**A**T**A**CT**C**AT
 45 GA**C**T**C**ACT**T**CA**T**ACT**A**GG**A**AT**A**T**T**CA**A**AA**T**AT**C**AT**G**GA**A**GA**A**ATA**A**
 G**A**CA**A**CA**A**T**A**CA**C**ACT**T**ACT**T**CT**T**C**A**GT**T**TT**C**CT**T**GG**T**GG**A**GT**G**GA
 TA**G**T**C**TA**G**T**C**G**A**CT**T**G**A**T**G**AA**T**AA**G**AG**T**TT**C**CT**G**AG**T**GG**G**T**A**T**T**AA
 50 A**A**AA**A**CA**G**AT**T**G**C**AA**C**AA**T**T**G**AG**C**T**A**GT**A**T**A**T**A**T**C**AT**C**TT**T**TA
 TA**G**CG**G**T**G**TT**G**T**A**AA**T**TA**C**GG**C**ACT**G**ATA**A**TT**T**TA**A**TA**A**GG**A**AA**T**TT**T**
 G**C**TT**G**AT**A**GT**C**AG**C**T**G**GG**C**AG**A**AC**G**GT**C**TT**T**AA**A**AG**A**T**A**AG**T**TA**G**A
 55 CT**A**CG**T**TA**A**GA**A**CC**A**AT**T**CC**A**GA**A**T**C**T**G**CG**T**TT**G**T**C**AA**A**AT**T**TT**G**GA
 A**A**A**A**TT**A**T**A**T**G**AA**A**AG**A**T**G**AA**G**AG**T**GG**G**AT**G**T**A**T**G**CG**T**T**T**TA**C**CC
 TT**A**CG**G**T**G**T**A**AT**G**GA**T**G**A**GT**T**C**A**GA**A**T**C**AG**C**A**A**TT**C**CA**T**TT**C**CC
 60 TC**A**T**T**G**A**G**C**T**G**GA**A**T**C**AT**G**T**A**T**G**AA**T**TA**T**GG**T**AC**A**T**A**T**G**AG**C**T**G**GG**A**
 GA**A**GC**A**CG**A**AG**A**T**A**CG**A**AA**A**GC**A**T**C**T**A**AA**C**T**G**GA**T**TC**G**AA**A**T**G**TT**T**
 AT**A**GT**T**C**A**T**T**CT**C**TT**A**T**G**T**G**CT**T**AA**A**AT**C**CA**A**AG**A**T**T**GG**C**AT**A**T**C**
 65 T**C**AA**T**T**A**T**A**G**A**AG**C**TT**G**ATA**C**T**G**GA**A**AA**A**T**A**AT**G**AT**C**CA**A**AG**A**GT**C**CA**A**
 ATA**A**TT**A**CA**C**ACA**A**GA**A**AG**A**T**A**TT**G**GG**G**T**G**AG**A**AG**A**T**A**TT**T**GG**T**AA**A**

-continued

ATTTTGACAGGGTAGTAAAAGTGAACCCCTGGTTGATCCCAATAATT
 TTTTGTAGAAATGAACAAAGCATCCCACCTCTTCCACGGCATCGTCATT
 AA

In some embodiments, the CBDA synthase gene may be knocked out using CRISPR/Cas mediated gene editing. To knockout the CBDA synthase gene using CRISPR/Cas mediated gene editing, one or more guide RNAs are designed that target the CBDA synthase gene or a region adjacent there to and proximal to a PAM site. Upon introduction to a *Cannabis* cell, the guide RNAs target a nuclease to induce a double strand break at the designated cut site. The cell will then undergo NHEJ to repair the cut site. Due to the nature of NHEJ, one or more indels are introduced at the cut site, thereby silencing the target CBDA synthase gene. In some embodiments, an HDR template oligonucleotide may be used to direct the repair at the cut site to introduce a mutation of interest. The mutation of interest may be an insertion of a stop codon, a frameshift mutation, or a nonsense mutation that disrupts expression of the CBDA synthase gene. In some embodiments, the HDR oligonucleotide encodes a sequence comprising one or more the CBDA synthase gene SNPs recited herein or encodes a mutation in the CBDA synthase polypeptide sequence as demonstrated herein. In some embodiments, the guide RNAs direct cleavage of the CBDA gene such that all or a portion of the CBDA gene is removed. In some embodiments, the nuclease is a Cas nuclease. Suitable Cas nucleases are known and described in the art including, but not limited to, a Cas9 nuclease.

In some embodiments, the guide RNA targeting the CBDA gene is selected from SEQ ID NO:18 (GCTAGATCGAAAATCTATGG, forward gRNA gRF668), SEQ ID NO:19 (AAAGCATCCCACCTCTCCA, forward gRNA gRF1621), SEQ ID NO:20 (TTTAGGACAGACATATACAA, reverse gRNA gRR172), SEQ ID NO:21 (GAAAGCACCGTTCTGCCAG, reverse gRNA gRR1118), or combinations thereof. In some embodiments, the guide RNA sequences are cloned into a vector for introduction to the cell. In some embodiments, the vector also encodes a Cas nuclease (e.g., Cas9 nuclease). In some embodiments, one or more vectors encoding the guide RNA and the Cas nuclease are introduced into the cell in the presence of an HDR oligonucleotide. Cells positive for transformation and the desired CRISPR/Cas mediated editing results may be screened and selected for using standard molecular biology and sequencing techniques known in the art.

In some embodiments, both the THCA synthase and CBDA synthase genes are knocked out to produce a THC low or THC free *Cannabis* plant. The polypeptide sequence of the THCA synthase and CBDA synthase enzymes are approximately 84% identical and both contribute to THC production in *Cannabis*. Plants produced by knocking out both the THCA synthase and CBDA synthase genes have significantly increased production of cannabigerolic acid (CBG), which is the substrate for both THCA synthase and CBDA synthase, relative to a *Cannabis* plant with wild-type expression of THCA synthase and CBDA synthase. In some embodiments, both the THCA synthase and the CBDA synthase genes are knocked-out using CRISPR/Cas mediated gene editing as described herein. In some embodiments, guide RNAs targeting both the THCA synthase gene and the CBDA gene simultaneously are designed and used for CRISPR/Cas9 mediated gene editing. In some embodi-

ments, the guide RNAs targeting both THCA synthase and CBDA synthase are selected from SEQ ID NO:22 (CATTAAAGGAAGTTTCTCG, reverse gRNA gRR88), SEQ ID NO:23 (AAATGGGACTTGAGATATGT, reverse gRNA gRR259), SEQ ID NO:24 (CCCTTGGAGAAGTTTATTAT, forward gRNA gRF481), SEQ ID NO:25 (GTACCCTTACGGTGGTATAA, forward gRNA gRF1265), SEQ ID NO:26 (ATTCCAGCTCGATGAGGGAA, reverse gRNA gRR1291), SEQ ID NO:27 (TACACACAAGCACGTTATTG, forward gRNA gRF1515), and combinations thereof. In some embodiments, the guide RNA sequences are cloned into a vector for introduction to the cell. In some embodiments, the vector also encodes a Cas nuclease (e.g., Cas9 nuclease). In some embodiments, one or more vectors encoding the guide RNA and the Cas nuclease are introduced into the cell in the presence of an HDR oligonucleotide. Cells positive for transformation and the desired CRISPR/Cas mediated editing results may be screened and selected for using standard molecular biology and sequencing techniques known in the art.

In some embodiments, the heterologous nucleic acid of interest encodes a SOLO DANCERS (SDS) and BARNASE fusion gene. The SDS gene encodes a meiosis-specific cyclin and is required for homology interaction during meiotic prophase I in Arabidopsis. The BARNASE gene encodes a ribonuclease, is driven by a tapetum-specific promoter, and, when activated is toxic to and eliminates tapetal cells to create male sterile plants. Co-expression of SDS and BARNASE from a heterologous nucleic acid will create a male and female sterile plant. See, for example, Huang et al. ("Creating completely both male and female sterile plants by specifically ablating microspore and megaspore mother cells," *Frontiers in Plant Science*, 2016, 7(30)).

SDS gene from *Arabidopsis* (SEQ ID NO:60)

ATGAAGGAGATCGCGATGAGGAATTCAAAGCGCAAGCCTGAGCCGACG
 CCGTTCGCCGGGAAGAAGCTCCGGTCGACGCGATTACGCCGAAGAGA
 GCACAGATCTCTCCGTTCTTGTTCATCACCTCTCTGGAGCAAAACA
 ATCCGAGTCTCTGCTGCTTCTGTGATTCTGCTCCGATTGCTAGCT
 GATGACAACGTTTCTGTGGTTCGAGCAGAGTCGAGAAGAGCTCGAAT
 CCGAAGAAGACTCTAATTGAAGAGGTAGAAGTTTCTAAACCTGGTTAT
 AATGTGAAGGAGACGATTGGTATTTCGAATTTCTGAAGATTACGAGG
 TCTTACTCTAAGCTACACAAGGAGAAGGAGGAGATGAGATCGAAGTA
 AGCGAATCGTCTTGTGTGATTTCGAATTCGGTCTGGATTAAGGAGA
 TTGAATGTGAAGGGAATAAAAATTAACGACAACGATGAGATCTCTTTC
 TCACGATCCGATGTGACCTTCGCCGACATGTCTCCAACAGCCGGAGT
 TTGAATTTTCAATCGGAGAATAAGGAGAGCGACGTCGTTCTGTGATA
 TCTGGAGTTGAGTACTGTTCCAAGTTCGGGAGCGTTACCGGAGGAGCT
 GATAACGAAGAAATTGAAATCTCCAAGCCGAGCAGCTTCTGGAAGCT
 GATTCCTCTCTGGATCGGCCAAGGAATTGAAGCCGGAGCTTGAGATA
 GTCGGATGCGTCTCTGATCTCGCTTGTCTGAGAAATTCGGAAGAG
 GTTTCGGATTCTCTCGATGATGAGTCATCTGAGCAACGTTTCAGAGATA
 TATTCACAGTATTCGACTTCGATTACTCGGATTACACTCCGTCCTATC
 TTCTTCGACTCTGGCAGCAATTCCTGAGAAATCTTCTCTGATTCT

-continued

CCTATTTCACATTCTCGCTCTCTGTACCTCCAGTTC AAGGAACAGTTC
 TGTAGATCCACGATTCCCAACGATTTTGGATCTTCTTGCAGGAAGAA
 ATTCACTCTGAATTGCTAAGGTTTGTATGATGAGGAGGTGGAAGAGAGC
 TATCTAAGGCTGAGGGAAAGAGAAAGAGTATGCATATATGCGGGAC
 TGTGCTAAGGCATAGCTCCAGGATGGACAATACTGGTCTCATCCCT
 CGTCTACGCTCCATCATGGTTCAATGGATTGTAAGCAATGTTCTGAC
 ATGGGGCTTACGAAAGACATTGTTTCTAGGAGTTGGTCTGTTGGAT
 CGATTCTCGAGCAAAGGATCATTCAAAAGCGAAAGGACTCTAATACTA
 GTCGGGATGCGAGTCTTACTCTGGCCACCAGAATTGAAGAAAATCAA
 CCTTACAACAGCATCCGAAAAGGAACCTTACCATTTCAGAACCTAAGA
 TATAGCCGGCATGAAGTGGTGGCAATGGAGTGGCTGGTTC AAGAAGTTC
 CTCAACTTCAAATGCTTACACCCACAATCTTCAACTTCTTGTGGTTC
 TACTTAAAAGCTGCTCGAGCCAAATCCAGAAGTGAAGGAAAGCCAAA
 TCCTTGGCTGTACCTCACTATCCGACCAAACCTCAACTCTGTTTTGG
 CCCTCACTGTAGCAGCTGCACTCGTGGTTCTCGCCTGCATCGAACAC
 AACAAAATCTCTGCATACCAACGAGTCATAAAGTCCATGTTAGAACA
 ACAGATAACGAGTTGCCTGAATGCGTTAAGAGTCTGGACTGGTTGCTT
 GGGCAGTAA

BARNASE gene (SEQ ID NO:61)

CTGGAAAACGTCACATTGCTCCGCATATCGGGTCAGCAACGGCTAA
 AATCCGCTTGAATATGTTACACACAAGCCGCTCAAAACATGATTGAGC
 CCGTATACGGAAGAACCGCGAAAACCTTACTAAGGAATTTCAATAA
 GAAGAAAATCCCGGTTGGTTAGCCGGGGTTTATTTTTCGCTAGAT
 AAAAAGTACTATTTTTAAATCTTTCTATTCTTTCTTTCTGTTGCTG
 ATACAATGAAAAGGAATCAGCTTACATGATGAAAATGGGAGGTATT
 GCTTTGAAAAACGATTATCGTGGATTCCGTTTGTGTTACTGGTGCT
 TGTCTCCCGCGCGGGATGCTGTTTTCAACAGCTGCCAAAACGGAAA
 CATCTTCTCACAAGGCACACACAGAAGCACAGGTTATCAACACGTTT
 GACGGGGTTGCGGATTATCTTACAGACATATCATAAGCTACTGATAA
 TTACATTACAAAATCAGAAGCACAAAGCCCTCGGCTGGGTGGCATCAA
 AAGGGAACCTTGCAGACGCTCGCTCCGGGGAAAAGCATCGCGGGAGAC
 ATCTTCTCAACAGGGAAGGCAAACTCCCGGGCAAAGCGGACGAAC
 ATGGCGTGAAGCGGATATTAACATATACATCAGGCTTCAAAAATTCAG
 ACCGGATTCTTTACTCAAGCGACTGGCTGATTTACAAAACAACGGAC
 CATTATCAGACCTTTACAAAATCAGATAACGAAAAAAGCGGCTTCC
 CTGCGGAGGCCGTTTTTTTTCAGCTTTACATAAAGTGTGTAATAAATT
 TTTCTTCAAACCTGATCGGTCAATTTCACTTT

In some embodiments, provided herein is a *Cannabis* plant with increased trichomes that has increased expression of endogenous Cannabis lipid transfer protein 2 (LTP2) or includes a heterologous nucleic acid encoding *Brassica napus* LTP2 (BraLTP2). In some embodiments, a *Cannabis*

cell is transformed with a heterologous polynucleotide encoding a polypeptide at least 80%, 85%, 90%, 95%, 98%, 99%, or 99.9% identical to SEQ ID NO:28. In some embodiments, a *Cannabis* cell is transformed with a heterologous polynucleotide encoding the polypeptide of SEQ ID NO:28. In some embodiments, the heterologous polynucleotide is at least 80%, 85%, 90%, 95%, 98%, 99%, or 99.9% identical to SEQ ID NO:29. The heterologous nucleic acid encoding BraLTP2 may be incorporated into a construct or vector as described herein. One embodiment for cloning BraLTP2 into a vector suitable for transformation using the methods described herein is demonstrated in FIG. 66. Trichomes in the transformed *Cannabis* plant may be at least 2 fold, 5 fold, 10 fold, or 15 fold higher than trichomes in a *Cannabis* plant that does not include the heterologous polynucleotide. In some embodiments, the modulation of the LTP2 gene in other plants, such as *Brassica napus* is described in the art. See, for example, Tian et al. (Tian et al., "Overexpression of BraLTP2, a lipid transfer protein of *Brassica napus*, results in increased trichome density and altered concentration of secondary metabolites," Int. J. Mol. Sci., 2018, 19:1733). BraLTP2 protein sequence (SEQ ID NO:28)

MATGSRVLIIGLANILIIISGELLVPGQGTCDIEGLMRECAVYVQR
 PGPKNVNSAACCKVVKRSDIPCACGRITPSVQKIDMNKVVLVTSFC
 GRPLAHGTKCGSYIVP

BraLTP2 gene sequence GenBank: KM062522.1 (SEQ ID NO:29)

ATGGCGACAGGTTCTCGTGTCTGATCGGTCTAGCAATGATCCTCAT
 AATCTCAGGAGAAGTCTAGTTCAGGGCAAGGAACGTGCCAAGGAG
 ACATAGAGGGTCTGATGAGAGAATGTGCGGTCTACGTCCAGCGTCCA
 GGCCCAAAGGTAAACCCATCCGCAGCGTGTGCAAGTCTGCAAGAG
 ATCAGACATCCCTGCGCATGTGGCCGTATCACACCTCGGTTCAA
 AAATGATAGACATGAATAAGGTTGTTCTTGCTCACTTCTTTTGTGGG
 AGGCCTCTCGCTCATGGTACCAAGTGTGGAAGCTACATTGTGCCATG
 A

In some embodiments, the heterologous nucleic acid of interest modulates the expression or function of the endogenous *Cannabis* LTP2 gene. A heterologous nucleic acid is introduced into the *Cannabis* explant to upregulate, overexpress, or provide multiple copies of the LTP2 gene. *Cannabis* plants grown from the transformed *Cannabis* explant are characterized by a phenotype with an increase in trichomes compared to a wild-type plant as well as increased cannabidiol (CBD) production.

In some embodiments, the heterologous nucleic acid of interest modulates the expression or function of the endogenous *Cannabis sativa* prenyltransferase 1 (CsPT1) gene. A heterologous nucleic acid is introduced into the *Cannabis* explant to upregulate, overexpress, or provide multiple copies of the CsPT1 gene. In some embodiments, a *Cannabis* cell is transformed with a heterologous nucleic acid encoding a polypeptide at least 80%, 85%, 90%, 95%, 98%, 99%, or 99.9% identical to SEQ ID NO:30. In some embodiments, a *Cannabis* cell is transformed with a heterologous nucleic acid encoding the polypeptide SEQ ID NO:30. In some embodiments, a *Cannabis* cell is transformed with a

heterologous nucleic acid comprising SEQ ID NO:31 or a sequence at least 80%, 85%, 90%, 95%, 98%, 99%, or 99.9% identical thereto. The heterologous nucleic acid encoding CsPT1 may be incorporated into a construct or vector as described herein. One embodiment for cloning CsPT1 into a vector suitable for transformation using the methods described herein is demonstrated in FIG. 67. *Cannabis* plants grown from the transformed *Cannabis* explant are characterized by a phenotype with increased cannabigerol (CBG) production and increased cannabidiol (CBD) production. The sequence and activity of the CsPT1 gene is known and described in the art. See, for example, Luo et al. (Luo et al., "Complete biosynthesis of cannabinoids and their unnatural analogues in yeast," Nature, 2019, 567) and U.S. Pat. No. 8,884,100.

CsPT1 protein sequence (SEQ ID NO:30)

```
MGLSSVCTFSFQNTYHTLLNPHNNPKTSLLCYREIPKTP IKYSYNN
FPSKHCSTKSFELQNKCESELSIAKNSIRAATTNQIPEPESDNHVS
ATKI LNFPGKACWKLQRPYTI IAF TSCACGLFGKELLHNTNLISWSLM
FKAFFLVAVLICIASFTTTINQIYDLHDIRINKPDLPLASGEISVNT
AWIMSI IIVALFGLI ITI KMKGGPLYIFGYCFGIFGGIVYVPPFRWK
QNPS TAFLLNFLAI I I I TNFTFYASRAALGLPFELRPSFTFLAFM
KSMGSALALIKDASDEVEDTKFGISTLASKYGSRNLTFCSGIVLLS
YVAAILAGI IWPQA FNSNVMLLSHAILAFWLILQTRDFALTNYDPEA
GRRFYEPMVVKLYAEYLVYVFI
```

CsPT1 cDNA sequence (SEQ ID NO:31)

```
atgggactctcatcagttgtaccttttcatttcaaaactaattaccata
ctttatataaatcctcacaataataatcccaaaacctcattattatgtaa
tcgacacccccaaaacacaaataaataactcttacaataattttccctct
aaacattgctccaccaagagttttcatctacaaaacaaatgctcagaat
cattatcaatcgaaaaaattccattagggcagctactacaaatcaaac
tgagctccagaatctgataaatcattcagtagcaactaaaattttaaac
tttggaaggcagctgtggaactcacaagaccatatacaatcatagcat
ttacttcatgcgcttgtgattgtttggaaagagttgttgcataaacac
aaatttaataagttggtctctgatgttcaaggcattctttttttgggtg
gctgtattatgcatgtctcttttacaactaccatcaatcagatttacg
atcttcacattgacagaataaacaagcctgatctaccactagcttcagg
ggaaatcagtaaacacagcttgattatgagcataaattgtggcactg
tttggttgataataactataaaaatgaagggtggaccactctatatat
ttggctactgttttggtatttttggtgggattgtctattctgttccacc
atttagatggaagcaaaatccttccactgcattctcttcaatttctctg
gccatattattacaaatttcacattttattatgccagcagagcagctc
ttggcctaccatttgagttgagccttatttactttctctgctagcattt
atgaaatcaatgggttcagctttggctttaatcaaatgagcttcagagc
ttgaaggcgacactaaattggcatatcaaccttggaagtaaatatgg
```

-continued

```
ttccagaaacttgacattatcttctgtctgggaattgttctctctatcctat
gtggctgctatacttctgctgggattatctggccccaggettccaacagta
5 acgtaatggtactttctcatgcaatcttagcattttggttaatcctcca
gactcgagattttgcgtaaacaaattacgacccggaagcagcgagaaga
ttttacgagttcatgtggaagctttattatgtcgaatatttagtatatg
10 ttttcatataa
```

In some embodiments, the heterologous nucleic acid of interest modulates the expression or function of the endogenous *Cannabis sativa* O-methyltransferase (CsOMT21) gene. A heterologous nucleic acid is introduced into the *Cannabis* explant to upregulate, overexpress, or provide multiple copies of the CsOMT21 gene. In some embodiments, a *Cannabis* cell is transformed with a heterologous nucleic acid encoding a polypeptide at least 80%, 85%, 90%, 95%, 98%, 99%, or 99.9% identical to SEQ ID NO:32. In some embodiments, a *Cannabis* cell is transformed with a heterologous nucleic acid encoding the polypeptide SEQ ID NO:32. In some embodiments, a *Cannabis* cell is transformed with a heterologous nucleic acid comprising SEQ ID NO:33 or a sequence at least 80%, 85%, 90%, 95%, 98%, 99%, or 99.9% identical thereto. The heterologous nucleic acid encoding CsOMT21 may be incorporated into a construct or vector as described herein. One embodiment for cloning CsOMT21 into a vector suitable for transformation using the methods described herein is demonstrated in FIG. 68. *Cannabis* plants grown from the transformed *Cannabis* explant are characterized by a phenotype with increased chrysoeriol production and increased cannflavin A and cannflavin B production. The sequence and activity of the CsOMT21 gene is known and described in the art. See, for example, Rea et al. Phytochemistry 2019: "Biosynthesis of cannflavins A and B from *Cannabis sativa* L."

CsOMT21 (PK24150) (SEQ ID NO:32)

```
40 MGSTGIETQMTPTQISDEEANLFAMQLASASVLPVLMVLALELDLLEI
TAKAGPGAFLSPSDIAQQLPQNPDPVMLDRMLRLLASVNVVYTSLR
ERETAE EEGKVERLYGLAPVSKYLTKNEDGVSIAPLCLMNQDKVLMES
45 WYEILKDAVLDDGGIPFNKAYGMTAF EYHGT DQRFNKIFNRGMSDHS TI
TMKKILETYKGF EGLNSIVDVGGGTGAVVNMIVSKYPTIKGINFDLPH
VIEDAPPLTGV EHVGGDMFVSVPKGDAIFMKWICHWDSHECLKFLKN
50 CHAALPEHGKVI VAECILPVAPDSSLATKSTVHIDVIMLAHNPPGKER
TEKEFEALAKGAGFKGFKVHCNAPNTHIMEFLKTI
```

Cannabis sativa PK24150.1_1.CasaPuKu, GenBank: JP459899.1 (SEQ ID NO:33)

```
55 ATGGGTTCAACAGGAATAGAGACCCCAATGACCCCAACCAATATCC
GACGAAGAAGCCAACCTCTCGCCATGCAATTAGCCAGTGCCTCAGTC
60 TTACCCATGGTTC TCAAAGCAGCTTTAGAGCTCGACCTCTGGAGATC
ATAGCCAAGGCCGGTCCAGGCGCTTCTCTCACCTTCCGACATAGCT
CAACAGCTTCGACTCAGAACCAGACGCCCCGGTGATGCTGGACCGG
65 ATGCTGAGACTGTTGGCTAGCTACAACGTGGTGACGTACTCGCTGCGT
```

-continued

GAGCGTGAGACGGCGGAAGGAAGGGAAGGTGGAGAGGCTTTATGGG
 TTGGCTCCGGTGAGTAAATATCTGACGAAGAATGAAGATGGAGTCTCC
 ATTGCTCCTCTTTGTCTCATGAACCGAGTAAGGTTCTTATGGAGAGT
 TGGTATCACTTAAAAGATGCAGTACTTGATGGAGGAATACCTTCAAC
 AAGGCATATGGAATGACAGCATTGAATATCATGGAACCGATCAAAGG
 TTCAATAAAATCTTTAATAGAGGAATGTCGACCACTCGACTATTACC
 ATGAAAAAAATCCTCGAACTTACAAGGGTTTCGAGGGCTTAACTCG
 ATTGTTGATGTTGGTGGTGGTACTGGAGCTGTGTTAACATGATCGTC
 TCTAAGTACCCTACTATTAAGGGTATTAACCTCGATTTGCCCTCATGTC
 ATCGAAGATGCACCTCCATTGACCGGTGTAGAGCATGTTGGAGGAGAC
 ATGTTTGTAAAGTGTACAAAAGGAGATGCAATTTTCATGAAGTGGATT
 TGCCATGATTGGAGCGATGAACACTGCTTGAATCTTGAAGAACTGC
 CACGCTGCCTGCCGAACCGAAAAGTGTGCTGGCGGAGTGCATT
 CTTCGGTGGCACCAGCTCGAGCCTGGCCACAAGAGTACGGTCCAC
 ATTGATGTGATCATGTTGGCCATAAACCCTGGTGGCAAAGAGAGAACA
 GAGAAAGAGTTTGGAGCATGGCTAAGGGAGCTGGCTTTAAGGCTTC
 AAAGTCCATTGCAATGCTTTCAATACCCATATCATGGAATTTCTCAAG
 ACCATTTAA

In some embodiments, the heterologous nucleic acid of interest modulates the expression or function of the endogenous *Cannabis sativa* prenyltransferase 3 (CsPT3) gene. A heterologous nucleic acid is introduced into the *Cannabis* explant to upregulate, overexpress, or provide multiple copies of the CsPT3 gene. In some embodiments, a *Cannabis* cell is transformed with a heterologous nucleic acid encoding a polypeptide at least 80%, 85%, 90%, 95%, 98%, 99%, or 99.9% identical to SEQ ID NO:34. In some embodiments, a *Cannabis* cell is transformed with a heterologous nucleic acid encoding the polypeptide SEQ ID NO:34. In some embodiments, a *Cannabis* cell is transformed with a heterologous nucleic acid comprising SEQ ID NO:35 or a sequence at least 80%, 85%, 90%, 95%, 98%, 99%, or 99.9% identical thereto. The heterologous nucleic acid encoding CsPT3 may be incorporated into a construct or vector as described herein. One embodiment for cloning CsPT3 into a vector suitable for transformation using the methods described herein is demonstrated in FIG. 69. *Cannabis* plants grown from the transformed *Cannabis* explant are characterized by a phenotype with increased cannabigerol (CBG) production and increased cannabidiol (CBD) production.

CsPT3 (PK17697) (SEQ ID NO:34)

MVFS SVCSFPSSLGTNFKLVPRSNFKASSSHYHEINNF INKPIKFSY
 FSSRLYCSAKPIVHRENKFTKFSLSLSEILQRKSSIKAHGEIEADGNSG
 TSEFNVMKSGNAIWRFRPYAAKGVLFNSAAMFAKELVGNLNLFSWPL
 MFKILSFTLVILCI FVSTSGINQIYDLDIRLNKPNLPVASEIGSVEL
 AWLLTIVCTISGLTLTIITNSGPPFPFLYSASIFFGFLYSAPPFRWKK
 NFFTACFCNMVLYVGT SVGVYACKASLGLPANWSPAFCLLFWFISLL

-continued

SIPISIAKDLSDIEGDRKFGIITFSTKFGAKPIAYICHGLMLLNLYVSV
 MAAAIWQPFFNSSVILLSHAFMAIWWLYQAWILEKSNYATETCQKY
 5 IFLWII PSLEHAPYLEM
Cannabis sativa PK17697.1_1.CasaPuKu, GenBank:
 JP460361.1, (SEQ ID NO:35)
 10 atgggtgttctcatcagttttagtgttttccatcctcccttggaaactaat
 ttttaattagttcctcgtagtaattttaaggcatcatcttctcattat
 catgaaataaataattttataataataaaccataaatttctcatat
 15 ttttctcaagactatattgctctgccaaaccaattgtacacagagaa
 acaaaattcaciaaatcatttctcactcagccacctcaaaaggaaaagc
 tccataaaggcacatggtgaaatgaaagctgatgggagtaatggcaca
 20 tctgaatttaagtgaatgaaaagtgaaaacgaatttggagatttga
 aggccatattgcagccaaggagattgtttaaactctgctgctatgttt
 gcaaaagagtggggggaacctaaatctatttagttggcattgatgt
 25 ttaagatactctctttacattggttattttatgcatttttgtaagta
 caagtgccatcaatcaaatttatgatctcgacatcgacaggttaaca
 aacctaatttgccagtagcatcaggagaaatctcagttgaattggcat
 30 ggttgtgactatagttgtacaataagtgccctcacattaacaatta
 taacgaactcagggccattctcccttttctactctgctagatct
 tttttggcttctctattctgctcctccattcagatggaagaagaatc
 35 cttttacagcatgtttctgtaattgtatgtgtatgtggcacaagcg
 ttggtgtctattatgcttgtaaggctagtctcgggctccagccaact
 ggagccctgcttttggttgctcttttggttatttcatgtgtgagta
 taccatctccattgcaaaagatcttcagacatagaaggtgaccgca
 40 agtttggaatcataacctctcaactaaatttggagcaaaaccatag
 catatatttgtcactggaactcatgctctgaattacgtgagtgatgg
 ctgcagctattatttggccacagttttcaacagtagcgtaatttgc
 45 tttctcatgcattcatggcaatttgggtattatatacaggtctggat
 tggagaaatcaaattacgccacggagacgtgcaaaaactactatata
 tcccttggataatttttctcttgaacatgccttctatttgttcatgt
 50 ag

In some embodiments, the heterologous nucleic acid of interest produces a glyphosate resistant *Cannabis* plant following transformation. To create a glyphosate resistant *Cannabis* plant, a *Cannabis* cell is transformed as described herein with a heterologous nucleic suitable for mutating the *Cannabis sativa* gene encoding 3-phosphoshikimate 1-carboxyvinyltransferase 2 (EPSP synthase) such that when expressed, the EPSP synthase enzyme is not inhibited by any herbicide glyphosate. Without wishing to be bound by any particular theory or embodiment, glyphosate is a competitive inhibitor of phosphoenolpyruvate (PEP) in EPSP, acting as a transition state analog that binds more tightly to the EPSPS-S3P (shikimate-3-phosphate bound EPSP synthase) complex than PEP. Upon exposure to glyphosate, the EPSP synthase enzyme is non-functional or severely inhibited resulting in plant death. However, it is possible to mutate the

EPSP synthase enzyme such as it does not bind glyphosate but still catalyzes the synthesis of 5-enol-pyruvylshikimate-3-phosphate.

In some embodiments, the *Cannabis sativa* gene encoding EPSP synthase is mutated using prime editing guide RNA (pegRNA) together with a Cas9 nuclease and reverse transcriptase fusion protein. In some embodiments, the Cas9 nuclease is a mutated Cas9 nuclease that only cleaves a single strand of the target DNA. In some embodiments, the mutated Cas9 nuclease is a Cas9 H840A nickase or a Cas9 D10A nickase (Cas9n). pegRNA are designed with the desired genetic mutation and to target the *Cannabis sativa* EPSPS gene loci of interest. A nucleic acid encoding the pegRNA and the Cas9 nuclease/reverse transcriptase fusion protein is introduced into a *Cannabis sativa* cell. Cells positive for transformation and the desired prime editing mutations may be screened and selected for using standard molecular biology and sequencing techniques known in the art.

In some embodiments, the Cannabis EPSPS gene (SEQ ID NO:40) is mutated at positions 1790, 1801, 3620, and 3621 to encode an EPSP synthase that is glyphosate resistant and includes T181I, P185S, and P460L mutations relative to the wild-type sequence. In some embodiments, the pegRNA for the mutations at positions 1790 and 1801 comprises the gRNA sequences tgaagacttgcCAACTTTTCCTTG-GAAATGCgtttaagtctct (forward, SEQ ID NO:41) and AGAAGACTTAAACGCATTTC-CAAGGAAAAGTTGTGCAAAGTCTTCA (reverse, SEQ ID NO:42) and the sequence ACCTGCTATAGTGCT-GAGTGAACGCATTGCTATTCCAGCATTTC-CAAGGAAACATAT AGCAGGT (SEQ ID NO:43) encoding the two C→T mutations at positions 1790 and 1801. See, FIG. 70. In some embodiments, the pegRNA for the mutations at positions 3620 and 3621 comprises the gRNA sequences tgaagactttgcaCTTGGAGCAACAGTTGAG-GAgtttaagtctct (forward, SEQ ID NO: 44) and AGAA-GACTTAAACTCCTCAACTGTTGCTC-CAAGTGCAAAGTCTTCA (reverse, SEQ ID NO:45) and the sequence ACCTGCTATAGTGCCACGCAGTAAT-CAAGTCCCTCCTCAACTGTTGAACATATAGCA GGT (SEQ ID NO:46) encoding the two C→T mutations at positions 3620 and 3621. See, FIG. 71.

Cannabis EPSP synthase (SEQ ID NO:36)

MAQVSKICSNGAQTILTLPNISKSHTPRSLNSVLSRSPFLGSSNSLSL
 KIGTEFGGCSTVGKAMAGPVMASAVTAEKPSKVPBEIVLQPIKDISGTV
 KLPGSKLSNRILLLAALSEGTTVVNDLLSDDIHYMLGALETGLLRV
 EADKESKRAIVEGCAGQFPAGKESVDEVQLFLGNAGTAMRPLTAAVTV
 AGGNASVYLDGVPRMRERPIGDLVTGLKQLGADVDFHGTDCPPVRVL
 GKGGLPGGKVKLSGSISSQYL TALLMAAPLALGDVEIEIIDKLISVPY
 VDMTLKLMARFGVTVEHSDSWDRFLVKGQKYKSPGNAYVEGDASSAS
 YFLAGAAVTGGT VTVEGCGTSSLQGDVKFAEVLEKMGAKVSWTENSVT
 VTGPPRDSVKSKHLKAIDVNMNKMFDVAMTLAVVALFADGPTAIRDVA
 SWRVKETERMIAICTELRKL GATVEEGPDYCVITPPEKLNIT AIDTYD
 DEIRMAMAFSLAACSDVPVTIKDPGCTRKTFFPDYFEVLERFTKH

Glyphosate resistant Cannabis EPSP synthase (SEQ ID NO:37), mutations relative to SEQ ID NO:36 shown in bold underline including T181I, P185S, P460L

MAQVSKICSNGAQTILTLPNISKSHTPRSLNSVLSRSPFLGSSNSLSL
 KIGTEFGGCSTVGKAMAGPVMASAVTAEKPSKVPBEIVLQPIKDISGTV
 5 KLPGSKLSNRILLLAALSEGTTVVNDLLSDDIHYMLGALETGLLRV
 EADKESKRAIVEGCAGQFPAGKESVDEVQLFLGNAGTAMRPLTAAVTV
 AGGNASVYLDGVPRMRERPIGDLVTGLKQLGADVDFHGTDCPPVRVL
 10 GKGGLPGGKVKLSGSISSQYL TALLMAAPLALGDVEIEIIDKLISVPY
 VDMTLKLMARFGVTVEHSDSWDRFLVKGQKYKSPGNAYVEGDASSAS
 YFLAGAAVTGGT VTVEGCGTSSLQGDVKFAEVLEKMGAKVSWIENSVT
 15 VTGPPRDSVKSKHLKAIDVNMNKMFDVAMTLAVVALFADGPTAIRDVA
 SWRVKETERMIAICTELRKL GATVEEGLDYCVITPPEKLNIT AIDTYD
 DEIRMAMAFSLAACSDVPVTIKDPGCTRKTFFPDYFEVLERFTKH

Cannabis EPSP synthase cDNA (SEQ ID NO:38)

ATGGCCCAAGTGAGCAAATCTGTAGCAATGGAGCTCAAACATCCTTA
 CTCTCCCAAATATATCTAAGTCTCATAACCAAGATCCCTAAATTCAGT
 25 TTCGTTGAGATCACCGTTTTTGGGTT CATCTAACTCTTTGAGTTGAGG
 ATTGAACTGAATTTGGGGTTGTTCTACGGTTGGTAAAGCTATGGCTG
 GTCCAGTCATGGCTTCAGTGTACAGCGGAGAGCCCTTCAAAGGTACC
 30 GGAGATTGTTGTGCAGCCATTAAGATATCTCTGGCACGTCAAGTTG
 CCGGGTCCAAAGTCACTATCGAATCGGATTTACTCTGGCTGCTCTTT
 CTGAGGGGACAACCTGTTGTGGACAACCTGTTAGATAGTGATGACATTCA
 35 CTACATGCTTGGTGCCTTGGAAACCTTGGTCTTCGTGTTGAAGCAGAC
 AAGGAAAGCAAACGAGCAATTTGGAAGGTTGTGCGGGT CAGTTTCTG
 CAGGTAAAGAATCTGTTGACGAAGTCAACTTTTTCTTGGAAATGCTGG
 40 AACAGCAATGCGTCCACTCACAGCTGCGGTGACTGTGTGCTGGTGAAT
 GCTAGCTACGTACTTGATGGTGTCTCGAATGAGAGAAAGACCAATTG
 GAGATTTGGT GACTGGTCTTAAGCAGCTTGGTGAGATGTTGATTGTT
 45 TCATGGTACGGATTGTCCTCCCTGTTGCGTGTGCTTGGAAAAGGAGCCCT
 CCTGGGGCAAGGTGAAACTTTCTGGATCAATTAGCAGTCAATATTTGA
 CAGCCTTGCTTATGGCAGCTCCCTTGGCTCTTGGAGATGTTGAAATCGA
 50 GATAATTGATAAATGATCTCGGTTCCCTATGTTGATATGACTTTGAAG
 TTGATGGCACGTTTTGGGGTTACTGTTGAACACAGTGATAGCTGGGATC
 GATTTTTAGTTAAAGGAGGTCAAAAGTACAAATCTCTGGAAACGCTTA
 55 TGTTGAAGGTGATGCTTCAAGTGCTAGTTACTTCTAGCTGGTGTGCA
 GTCAGTGGTGTACAGTACCGTAGAAGGTTGTGGGACTAGTAGTTTAC
 AGGGAGACGTAATAATTTGCTGAAGTTCTTGAGAAAAATGGTGCTAAAGT
 60 TAGCTGGACAGAGAACAGTGTACGGTCACTGGACCACCACGAGATTCT
 GTAAAAAGTAAACACTTGAAGCCATTGATGTCAACATGAACAAAATGC
 CTGATGTTGCCATGACTCTGCTGTAGTTGCTCTTTTGTGATGGCCC
 CACTGCTATAAGAGATGTGGCAAGTTGGAGAGTCAAGGAGACAGAGAGA
 65 ATGATTGCCATCTGCACTGAACTCAGAAAGCTGGAGCAACAGTTGAGG

35

-continued

AAGGACCCGATTACTGCGTGATCACTCCACCAGAGAACTAAATATCAC
 AGCAATAGACACATACGACGACCACAGGATGGCTATGGCGTTCTCTCTT
 GCAGCTTGTTGAGATGTGCCAGTTACCATTAAGGATCCTGGTTGCACCC
 GAAAACTTTCCAGATTACTTTGAGTCCCTTGAGAGATTTACAAAAGCA
 CTGA
 Glyphosate resistant Cannabis EPSP synthase cDNA
 (SEQ ID NO:39), mutations relative to SEQ ID NO:38
 shown in bold underline, including C542T, C553T, C1379T,
 and C1380T
 ATGGCCCAAGTGAGCAAATCTGTAGCAATGGAGCTCAAATATCCTTA
 CTCTCCCAAATATATCTAAGTCTCATACACCAAGATCCCTAAATTCAGT
 TTCGTTGAGATCACCGTTTTTGGGTTTCATCTAACTCTTTGAGTTTGAAG
 ATTGGAACGAATTTGGGGTTGTTCTACGGTTGGTAAAGCTATGGCTG
 GTCCAGTCATGGCTTCAGCTGTCCAGCGGAGAGAAGCCTTCAAAGGTACC
 GGAGATTGTTGTCAGCCATTAAGATATCTCTGGCACTGTCAAGTTG
 CCGGGTTCCAAGTCACTATCGAATCGGATTTACTCTGGCTGCTCTTT
 CTGAGGGGACAACCTGTTGTGGACAACCTGTTAGATAGTGATGACATTC
 CTACATGCTTGGTGCCTTGGAAACCCTTGGTCTTCTGTTGTTGAAGCAGAC
 AAGGAAAGCAAACGAGCAATTGTGAAGTTGTGCGGGTCAGTTTCTGT
 CAGGTAAAGAATCTGTTGACGAAGTTCAACTTTTCTTGGAAATGCTGG
 AATAGCAATGCGTTCACTCACAGCTGCGGTGACTGTTGCTGGTGGAAAT
 GCTAGCTACGTACTTGATGGTGTCTCGAATGAGAGAAAGACCAATTG
 GAGATTTGGTACTGGTCTTAAGCAGCTTGGTGCAGATGTTGATTGTTT

36

-continued

TCATGGTACGGATTGTCCCTTGTTCGTGTGCTTGGAAAAGGAGGCCTT
 CCTGGGGCAAGGTGAAACTTTCTGGATCAATTAGCAGTCAATATTTGA
 5 CAGCCTTGCTTATGGCAGCTCCCTTGGCTCTGGAGATGTTGAAATCGA
 GATAATTGATAAATTGATCTCGGTTCCCTATGTTGATATGACTTTGAAG
 TTGATGGCACGTTTTGGGGTTACTGTTGAACACAGTGATAGCTGGGATC
 10 GATTTTGTAGTTAAAGGAGGTCAAAGTACAAATCTCCTGGAAACGCTTA
 TGTTGAAGGTGATGCTTCAAGTGTAGTTACTTCTAGCTGGTGTCTGCA
 GTCAGTGGTGTACAGTCAACGTAGAAAGTTGTGGGACTAGTAGTTTAC
 15 AGGGAGACGTAAAATTTGCTGAAGTTCTTGAGAAAATGGTGCTAAAAGT
 TAGCTGGACAGAGAACAGTGTACGGTCACTGGACCACCACGAGATTCT
 GTAAAAAGTAAACACTTGAAGCCATTGATGTCAACATGAACAAAATGC
 20 CTGATGTTGCCATGACTCTTGTGTAGTTGCTCTTTTGTGTATGGCCC
 CACTGCTATAAGAGATGTGGCAAGTTGGAGAGTCAAGGAGACAGAGAGA
 ATGATTGCCATCTGCACTGAACTCAGAAAGCTTGGAGCAACAGTTGAGG
 25 AAGGACTTGATTA**TT**ACTGCGTGATCACTCCACCAGAGAACTAAATATCAC
 AGCAATAGACACATACGACGACCACAGGATGGCTATGGCTTCTCTCTT
 GCAGCTTGTTGAGATGTCCAGTTACCATTAAGGATCCTGGTTGCACCC
 30 GAAAACTTTCCAGATTACTTTGAAGTCTTGGAGATTTACAAAAGCA
 CTGA

Cannabis EPSP synthase gene, *Cannabis sativa* chromo-
 some 2, cs10, whole genome shotgun sequence, *Cannabis*
 35 *sativa* 3-phosphoshikimate 1-carboxyvinyltransferase 2
 (LOC115705599), (SEQ ID NO:40), possible glyphosate
 resistant mutation target loci indicated in bold underline
 italics including positions 1790, 1801, 3620, and 3621.

GGTTGGTAAGCCCTCCTACCCTCTTTGAAAATGAAAGAGAGTCAATGTCGACCTACAGCAG
 CAGCATCCATTAACGTTACCATTGCCACCAAAAATCCAACCTTTATTTGTATAGAGAGAATC
 AGAGAAGTTTGGGTTTTCAGAGAGAGAGAGAAGAAACAAAAAATGGCCCAAGTGAAGCAA
 AATCTGTAGCAATGGAGCTCAAATCTCTTACTCTCCCAAATATATCTAAGTCTCATACA
 CCAAGATCCCTAAATTCAGTTTCTGTTGAGATCACCGTTTTTGGGTTTCACTAATCTTTGAG
 TTTGAAGATTGGAAGTGAATTTGGGGTTGTTCTACGGTTGGTAAAGCTATGGCTGGTCCAG
 TCATGGCTTACAGTGTACAGCGGAGAAAGCCTTCAAAGGTACCGGAGATTGTTGTGAGCC
 ATTAAGATATCTCTGGCACTGTCAAGTTGCCGGTTCCAAGTCACTATCGAATCGGATTCT
 ACTCTGGCTGCTCTTCTGAGGTATATTTCAATTTTTTAAACGTCAAACATGATTTTTT
 GTCGAGGAAGTTTTCTGTATATACAAAGATAAGAGATAAAAATATGGAACATCAATACCAA
 AATGAACAAAACCTAGGCTAAGCTATCAAATCAATGTCATGGTATGCCATACTCTACTTCTCT
 ATCTCAAGCTCCACAGCTATAAAATACTATATCGTAATATTTTGTCAACTGCTTTCATATT
 CCTGTAAATTTCCCTCATCCCACTAAAACCTAGTTCCAATGGATTGTTGGCTGGAACCTGT
 AGTTAGTTACATTAGCTAGATCTGAACCATGATCAGCATCGACTGCCCACTGGTAAACCAT
 GTAATTGCATGGAATCTTCTTGTATCCACAAATTTGAAAAGTATTTTTGAGGTATACA
 AAGATTGTGCTTTTTATGAGCAATTTCTTTTGTATTTTGTAAAGATTTGTAGCGATGGG

- continued

ATGTTTTTTTTCTAGAAAATGGACAGTAAAGCTTAGCATTTTTACTTTATTGGTGTAATGA
 ATAGTGTTTCATTGAAGCTGAACTCATGCCCTTAATTGGGAGGAAAATTGAGAGAAAATGGAGT
 AAAGTAATATGATATTTTGGTTAAATTCGTAAGAATATGATGGAAAATAAAAAATGCAACTCA
 ACTGGGTTACTGAAGTTATATTTCTGGTCTCAGTTGTGCTTTTACAACCTTAGTCTAGAGCT
 CCACGCTGCGGAGAGATTCGGAGTCCTTACAGTTTATTTTGATAATGATTTATGAGAATTTT
 ATAACCTACGCTTTTGTACATTATATATGAGGTGTTTCGTTGGTGCATTGTCTCACCTGA
 ACTCCCTAAATTTTAGAATGTGGGATTTAGAATGAAGTTATACTATTAGTGTTTGAGTCATC
 TAGAATTTGTAGTGCTCATTCTCCATATACTCTTCTCTATTTCTCCCCATATTTTGGCG
 CTACTACTTATCTTTACAGTTCATGTTATTTTCATGTACTTGAGTTTTTTGCCCTATAAAAT
 ATTTTGAGCGGTGGGAGTAACTGTTTTTTTTTGTATAAATTATCCAGGGGCAACTGTTGTG
 GACAACTTGTAGATAGTGATGACATTCACTACATGCTTGGTGCCCTGGAAAACCTTGGTCT
 TCGTGTGAAGCAGACAAGGAAAGCAAACGAGCAATTGTGGAAGGTTGTGCGGTCAGTTTC
 CTGCAGGTAAGAATCTGTTGACGAAGTTCAACTTTTCTTGGAAATGCTGGAA_CAGCAATG
 CGT_CCACTCACAGCTGCGGTGACTGTTGCTGGTGGAAATGCTAGGTTGTCTTCATTGCAAT
 TGCTTTTGAATATAAAGTACTTCTAATGCAGTGAATTTATGCTCTTGTTTTTCTTACTGGCC
 GAGTAGCTCTTACATTTTAGGTAAAGAAAGTCACTTTTGCTAACACATCACCAATTTATACT
 TCCCTCTTTACTTTGATGTGGTTATGCTAGAAAATACATGTTGGAAAATGAACTAGCACATAT
 CATAAATTTATTTGTAATGCTGTTATTACATTTTCTCAGTAACCTTAACTTCTATAATCTCA
 GCTACGTAAGTGTGTTTCTCGAATGAGAGAAAGACCAATTGGAGATTTGGTGACTGGT
 CTTAAGCAGCTTGGTGCAGATGTTGATGTTTTCATGGTACGGATTGTCCCTGTTCTGTT
 GCTTGGAAAAGGAGGCCCTTCTGGGGGCAAGGTGAGGCTTGCAATGCTTCTTCTTATTCTTT
 TTGGCCATAAAACATCATGTAATAGTGGTTTTATGTTATGAAATCCATTGACTGGTTTATT
 TTTAGGTTGTTGTTTCTTTTAAATAAAAAACAATATTGTCAAATGATGCATAAGTAGTGAT
 TACATCTACATCATTAAATTTATATCTTAAATGATGACAACTTCATCATTTTACTCAGA
 ATTAGTAATATTACCCCTTTCAGGTGAAACTTTCTGGATCAATTAGCAGTCAATATTGAC
 AGCCTTGCTTATGGCAGCTCCCTTGGCTCTGGAGATGTTGAAATCGAGATAATTGATAAAT
 TGATCTCGGTTCCCTATGTTGATATGACTTTGAAGTTGATGGCACGTTTTGGGGTTACTGTT
 GAACACAGTGATAGCTGGGATCGATTTTAGTTAAAGGAGGTCAAAGTACAAGTAGGTTTC
 TTCTGAATATAGTTGATAGTATTGTTACATTACATCTGGTTATGTCAAAGAGTAATAAATG
 AAAAAATAAAATCTGTCAGATCTCTGGAAACGCTTATGTTGAAGGTGATGCTTCAAGTGCT
 AGTTACTTCCTAGCTGGTCTGCAGTCACTGGTGGTACAGTCAACCGTAGAAGGTTGTTGGGAC
 TAGTAGTTTACAGGTATTTGCTTAGACCTTGAAATCTCTTATTCTTGTACTTGTGTTTACA
 TAGAATCTAAGATTAAGTGTATTACATACATTAACGTGGTGTAAATAAAGGGGACGTA
 ATTTGCTGAAGTCTTGAGAAAATGGGTGCTAAAGTTAGCTGGACAGAGAACAGTGTACCG
 TCACGTGACCACCAGAGATTCTGTAAAAAGTAAACACTTGAAAGCCATTGATGTCAACATG
 AACAAAATGCCTGATGTTGCCATGACTCTTGTGTAGTTGCTCTTTTGTGATGGCCCCAC
 TGCTATAAGAGATGGTATGTTTTCTTAAATTTGTGAGATGGTAAATGGGGCAGTCGGTT
 TGGGTTGGGGTAGATTATCGGTTCTCGTCTGCCATAATAAAAAATAATCTGCTCATTGCAA
 TAAATTTACAGACACAAAAATGAAAACCAATAAAATATTATTTGTTTAGAGGATTAATA
 CTCATTTCTGCTTCTTAATTTCCAGTGCAAGTTGGAGAGTCAAGGAGACAGAGAGAAT
 GATTGCCATCTGCACCTGAACTCAGAAAGGTTAGTTTTATGCTGTTTTATGACTTGTATTG

- continued

TCATGCGCCTTGAATGTAATGGCTGATAGCTATCTGTTCTTATGGGAACAAACATTTTCAGC
 TTGGAGCAACAGTTGAGGAAGGACC~~CG~~GATTACTGCGTGATCACTCCACCAGAGAACTAAAT
 ATCACAGCAATAGACACATACGACGACCACAGGATGGCTATGGCGTTCTCTTTCAGCTTG
 TTCAGATGTGCCAGTTACCATTAAGGATCCTGGTTGCACCCGAAAACTTTCCAGATTACT
 TTGAAGTCCTTGAGAGATTTACAAGCACTGAATGAGTATTTATTAACGGATAGAGAACAA
 TAGCATCGGCTACTGTCACTACAACAAAGCAGTTGGGAGGCAGGCAATCCTTTTCAATTAT
 CATGTGTTTGTATTTGGTCGACTGTATTGCAAGTTGAGCTTCTCATTATTATTAAGACTGTA
 ATCGTAGTTATTGTTGTAACCTCTGCAACCCTTCATGTTATTTTTTACCCCTTCTAATAA
 GCCAGTGGGGCAAATTCATATCTGCTATATGAGCTTGAGTGTAGAGAGAAGCTTTTGTCAAT
 GTATAGGTTCTTAGCAGAAGCACCATCCCTAATATGCTTTATTATAAGAGTTGCTGTGATCG
 TGTAGTGTATTTTATTGAAAGTAACCGACGCATCTCATATTA

20

As used herein, the terms “polynucleotide,” “polynucleotide sequence,” “nucleic acid,” “nucleic acid sequence” refer to a nucleotide, oligonucleotide, polynucleotide (which terms may be used interchangeably), or any fragment thereof. These phrases also refer to DNA or RNA of natural or synthetic origin (which may be single-stranded or double-stranded and may represent the sense or the antisense strand). The polynucleotides may be cDNA or genomic DNA.

As used herein, the term “construct” refers to recombinant polynucleotides including, without limitation, DNA and RNA, which may be single-stranded or double-stranded and may represent the sense or the antisense strand. Recombinant polynucleotides are polynucleotides formed by laboratory methods that include polynucleotide sequences derived from at least two different natural sources or they may be synthetic. Constructs thus may include new modifications to endogenous genes introduced by, for example, genome-editing technologies. Constructs may also include recombinant polynucleotides created using, for example, recombinant DNA methodologies.

The constructs provided herein may be prepared by methods available to those of skill in the art. Notably each of the constructs used or claimed are recombinant molecules and as such do not occur in nature. Generally, the nomenclature used herein and the laboratory procedures utilized in the present invention include molecular, biochemical, and recombinant DNA techniques that are well known and commonly employed in the art. Standard techniques available to those skilled in the art may be used for cloning, DNA and RNA isolation, amplification and purification. Such techniques are thoroughly explained in the literature.

The constructs provided herein may include a promoter operably linked to any one of the polynucleotides described herein. The promoter may be a heterologous promoter or an endogenous promoter associated with the heterologous gene, nucleic acid, or polypeptide of interest.

As used herein, the terms “heterologous promoter,” “promoter,” “promoter region,” or “promoter sequence” refer generally to transcriptional regulatory regions of a gene, which may be found at the 5' or 3' side of the polynucleotides described herein, or within the coding region of the polynucleotides, or within introns in the polynucleotides. Typically, a promoter is a DNA regulatory region capable of binding RNA polymerase in a cell and initiating transcription of a downstream (3' direction) coding sequence. The

typical 5' promoter sequence is bounded at its 3' terminus by the transcription initiation site and extends upstream (5' direction) to include the minimum number of bases or elements necessary to initiate transcription at levels detectable above background. Within the promoter sequence is a transcription initiation site (conveniently defined by mapping with nuclease S1), as well as protein binding domains (consensus sequences) responsible for the binding of RNA polymerase.

In some embodiments, the heterologous polynucleotides of interest are operably connected to the promoter. As used herein, a polynucleotide is “operably connected” or “operably linked” when it is placed into a functional relationship with a second polynucleotide sequence. For instance, a promoter is operably linked to a polynucleotide if the promoter is connected to the polynucleotide such that it may effect transcription of polynucleotides. In various embodiments, the polynucleotides may be operably linked to at least 1, at least 2, at least 3, at least 4, at least 5, or at least 10 promoters.

Heterologous promoters useful in the practice of the present invention include, but are not limited to, constitutive, inducible, temporally-regulated, developmentally regulated, chemically regulated, tissue-preferred and tissue-specific promoters. The heterologous promoter may be a plant, animal, bacterial, fungal, or synthetic promoter. Suitable promoters for expression in plants include, without limitation, the 35S promoter of the cauliflower mosaic virus, ubiquitin, tCUP cryptic constitutive promoter, actin, the Rsyn7 promoter, pathogen-inducible promoters, the maize In2-2 promoter, the tobacco PR-1a promoter, glucocorticoid-inducible promoters, estrogen-inducible promoters and tetracycline-inducible and tetracycline-repressible promoters. Other promoters include the T3, T7 and SP6 promoter sequences, which are often used for in vitro transcription of RNA. Those of skill in the art are familiar with a wide variety of additional promoters for use in various cell types. In some embodiments, the heterologous promoter includes a plant promoter, either endogenous to the plant host or heterologous.

Vectors including any of the constructs or polynucleotides described herein are provided. The term “vector” is intended to refer to a polynucleotide capable of transporting another polynucleotide to which it has been linked. In some embodiments, the vector may be a “plasmid,” which refers to a circular double-stranded DNA loop into which additional

DNA segments may be ligated. Certain vectors are capable of autonomous replication in a host cell into which they are introduced (e.g., bacterial vectors having a bacterial origin of replication and episomal mammalian vectors). Other vectors can be integrated into the genome of a host cell upon introduction into the host cell, and thereby are replicated along with the host genome, such as some viral vectors or transposons. Plant mini-chromosomes are also included as vectors. Any suitable vector design known in the art may be used with the explants of the present invention.

Vectors may carry genetic elements, such as those that confer resistance to certain drugs or chemicals. In some embodiments, the vector will additionally include one or more selectable or screenable markers. The selectable or screenable marker may confer upon the plant tissue resistance to an otherwise toxic compound. A number of screenable or selectable marker are known in the art and can be used in the present invention. The screenable marker may be fluorescent (e.g., RFP) or non-fluorescent (e.g., GUS). More than 20 selectable marker genes have been reported in the transformation of higher plants (Komari T, Takakura Y, Ueki J, Kato N, Ishida Y, Hiei Y (2006) Binary vectors and super-binary vectors. In: KanWang (ed.), and *Methods in Molecular Biology*, vol. 343: *Agrobacterium* Protocols, Vol. 1, Second Edition. Humana Press Inc., Totowa, NJ, pp. 15-41). In some embodiments, the selectable or screenable marker is selected from the group consisting of RFP, GUS, aadA, spectinomycin, streptomycin, and imazapyr. In some embodiments, the vector is a DICOTBINARY-19 plasmid. In some embodiments, the vector is a DICOTBINARY-22 plasmid.

In some aspects, provided herein are methods for transforming *Cannabis* using floral dip transformation. Female *Cannabis* flowers are exposed to *Agrobacterium* cultures suitable for flower dip transformation. In some embodiments, *Cannabis* flowers are submerged in an *Agrobacterium* culture under vacuum to induce transformation. In some embodiments, the *Agrobacterium* culture comprises *Agrobacterium* comprising the heterologous gene or nucleic acid of interest, a wetting agent, and a carrier. In some embodiments, the heterologous gene or nucleic acid of interest is included on a vector such as the DICOTBINARY-22 vector described herein. Other suitable vectors are known in the art. In some embodiments, the *Agrobacterium* strain is Ar18r12v, although other suitable *Agrobacterium* strains are known and used in the art. In some embodiments, the *Agrobacterium* used is a constitutively active variant or virG mutant of *Agrobacterium* (e.g., N45D mutant *Agrobacterium*). In some embodiments, the carrier is a cell culture medium suitable for the survival of the *Agrobacterium*. In some embodiments, the carrier is 5% sucrose. In some embodiments, the wetting agent is 0.05% silwet L-77. In some embodiments, the *Agrobacterium* culture includes Triton X-100, NP-40, Tween, or combinations thereof. In some embodiments, the *Agrobacterium* culture additionally comprises acetosyringone, galacturonic acid, cinnamic acid, coumarin, vanillin, other phenolic compounds, or combinations thereof. Suitable surfactants for plant floral dip transformations are known in the art. Following application of the *Agrobacterium* culture to the female *Cannabis* flower, the flowers are pollinated with male pollen from a suitable donor plant. In some embodiments, female *Cannabis* flowers are exposed to the *Agrobacterium* culture for at least 1, at least 2, at least 5, at least 10, at least 12, at least 15, at least 16, or at least 18 days before pollination. In some embodiments, the female *Cannabis* flowers are pollinated using a paintbrush.

In some embodiments of the floral dip transformations, DNA is delivered directly to the *Cannabis* ovules. In some embodiments, DNA is complexed with cell penetrating peptides prior to administration to *Cannabis* ovules.

In some aspects, provided herein are methods for transforming *Cannabis* nodes, internodes, leaves, petioles, hypocotyls, and buds. Sanitized and imbibed seeds are plated on non-selective medium (e.g., B5 medium) and grown for approximately 6 weeks or until explants suitable for transformation are formed. Resulting explants are inoculated with a heterologous gene or nucleic acid of interest. In some embodiments, the explants are inoculated using a force treatment as described herein. In some embodiments, the explants are inoculated by sonication with a vector comprising the heterologous gene or nucleic acid of interest. In some embodiment, the vector additionally comprises a selectable markers.

Following inoculation, node and bud explants are co-cultured in a culture medium that supports growth and survival of the node or bud for at least about 4 days. In some embodiments, the culture medium that supports the growth and survival of the node or bud is WCIC INO medium. In some embodiments, the medium additionally comprises nystatin, TBZ, and meta-topolin (mT). Following co-culture of at least about 4 days, the nodes and buds are transferred to a second culture medium suitable for the growth and survival of the nodes or buds. In some embodiments, the second culture medium is hemp node medium described herein in Table 7. In some embodiments, the hemp node medium additionally comprises a selection agent. In some embodiments, the hemp node medium additionally comprises activated charcoal.

Following inoculation, internode, leaf, hypocotyl, and petiole explants are co-cultured in a culture medium that supports growth and survival of the internode, leaf, hypocotyl, or petiole for at least about 4 days. In some embodiments, the culture medium that supports the growth and survival of the internode, leaf, hypocotyl, or petiole is WCIC INO medium. In some embodiments, the medium additionally comprises nystatin, TBZ, meta-topolin (mT), naphthalactic acid (NAA) and GA3. Following co-culture for at least about 4 days, leaf, petiole, hypocotyl, and internode explants are transferred to a second culture medium suitable for the growth and survival of the leaf, petiole, or internode. In some embodiments, the second culture medium is hemp internode medium described herein in Table 12. In some embodiments, the medium additionally includes a selection agent.

In some aspects, provided herein are methods for transforming *Cannabis* pollen or anther cultures. *Cannabis* pollen is harvested by shaking branches of male plants and collecting the pollen. In some embodiments, after harvest and collection, the pollen may be sized by passing the pollen through a sieve (e.g., a #80 sieve). Pollen may be used immediately for transformation, or may be stored prior to use. Pollen may be stored at a temperature between about 4° C. and about 20° C. The pollen may be stored in the presence of a storage medium. In some embodiments, the storage medium is medium suitable for pollen germination. In some embodiments, the storage medium includes boric acid, calcium chloride, potassium phosphate, and water. In some embodiments, the storage medium additionally includes glycerol.

Pollen may be transformed using particle bombardment, high velocity microprojection, microinjection, electroporation, direct DNA uptake, cell-penetrating peptides, silica carbide fibers, nanoparticles, and bacterially-mediated trans-

formation. In some embodiments, pollen is transformed using silica carbide fibers. In some embodiments, pollen is transformed using cell-penetrating peptides. Following transformation, pollen is co-cultured and germinated on medium suitable for the survival of the pollen. The medium may include a suitable selection agent. In some embodiments, transformed pollen is used to pollenate female flowers for rapid generation of transgenic T1 progeny.

In some aspects, provided herein are methods for transforming Cannabis callus tissue or embryogenic suspension cells. In general, Cannabis leaf tissue is cultured on plant medium containing hormones suitable to induce embryogenic calli formation. Embryogenic calli are then transformed using any of the suitable transformation methods as described herein. Calli are then grown a suitable plant medium containing hormones suitable for induction of shooting in the plant. Suspension cells may similarly be transformed in suspension as single cells then subsequently grown into plants using suitable medium including suitable hormones. Suitable medium and hormones are known and described in the art.

The present invention has been described in terms of one or more preferred embodiments, and it should be appreciated that many equivalents, alternatives, variations, and modifications, aside from those expressly stated, are possible and within the scope of the invention.

Example 1

The embodiment described here demonstrates Cannabis meristem explant transformation.

Seeds of variety Elektra x Chardonnay were surface sanitized with 20% Clorox for 5 minutes, rinsed, and sat for ~2 hrs before overnight imbibition with WCIC Bean Germination Media (BGM).

TABLE 1

WCIC Bean Germination Media (BGM)	
Ingredients and Notes	Amount to add per liter (grams)
Phytotechnology Laboratories WPM L449	2.41
Sucrose	20
pH to 5.8 with 1N KOH and autoclave	
<u>Add the following prior to use:</u>	
Captan fungicide (50WP)	0.06
Bravo fungicide (Daconil) (82DP)	0.03
Cefotaxime (100 mg/ml)	1.25 ml

The next day, meristem explants were aseptically excised from seed and incubated for approximately 2 hrs in 20% PEG4000 with 60 mg/L Captan and 30 mg/L Bravo fungi-

cides. Explants were then rinsed and inoculated with Agrobacterium strain Ar18r12v harboring the binary plasmid DICOTBINARY-19. During inoculation, explants were exposed to 20 seconds of sonication at ~45 kHz. Explants were co-cultured in either 1.75 ml or 2.0 ml WCIC INO media with 100 uM acetosyringone, 50 mg/L nystatin, 10 mg/L TBZ, and 95 uM lipoic acid for 4 days at 23 C 16/8 photoperiod. Thidiazuron (TDZ) was added to some co-culture treatments at 1 mg/L.

TABLE 2

WCIC INO media	
Ingredients and Notes	Amount to add per liter (grams)
Gamborg B5 Phytotechnology Laboratories G398	1.284
Glucose	30
MES	2.8
pH to 5.4 with 1N KOH and autoclave	

After 4 days of co-culture, transient GUS expression was evaluated in explants. Explants were then transferred to either 10 mg/L spectinomycin or 150 mg/L spectinomycin WCIC Gamborg B5 medium (Table 3) for selection. Explants on 10 mg/L spectinomycin B5 were transferred to 150 mg/L spectinomycin B5 approximately 1 week later, and then explants from all treatments were transferred to 50 mg/L spectinomycin B5 1 month later. Additional transfers have been made with explants remaining green on spectinomycin. A summary of this experiment is given in Table 4.

TABLE 3

WCIC Gamborg B5 Medium	
Ingredients and Notes	Amount to add per liter (grams)
Phytotechnology Laboratories B5 salts G398	2.41
Sucrose	20
Cleary's 3336 (50WP)	0.06
Ca Gluconate	1.29
pH to 5.8 with 1N KOH	
Phytigel	3.50
autoclave	
<u>Add the following fresh before use:</u>	
Timetin (150 mg/ml stock)	Use 1 mL per Liter (150 mg/L)
Cefotaxime (100 mg/ml stock)	Use at 2 ml per Liter (200 mg/L)
Carbenicillin (100 mg/ml stock)	Use at 4 ml per Liter (400 mg/L)
Selective Agent	as needed

TABLE 4

Description and summary of Cannabis meristem explant transformation experiments.							
Co-Culture conditions	Experiment ID	# embryos to Selection	Selection Media	2nd media	3rd media	Notes	Notes
Filter paper in plantcon with 1.75 ml INO + 50 ppm nystatin + 10 ppm TBZ + lipoic acid; 23 C. 16/8 photoperiod	Hemp 3/22-1A	7	10 ppm spec B5; 28 C. 16/8 photoperiod;	150 ppm spec B5; 28 C. 16/8 photoperiod;	50 ppm spec B5; 28 C. 16/8 photoperiod;	1 greening explant transferred to non-selective BRM	

TABLE 4-continued

Description and summary of <i>Cannabis</i> meristem explant transformation experiments.							
Co-Culture conditions	Experiment ID	# embryos to Selection	Selection Media	2nd media	3rd media	Notes	Notes
Filter paper in plantcon with 1.75 ml INO + 50 ppm nystatin + 10 ppm TBZ + lipoic acid; 23 C. 16/8 photoperiod	Hemp 3/22-1B	4	150 ppm spec B5; 28 C. 16/8 photoperiod;	NA	50 ppm spec B5; 28 C. 16/8 photoperiod;	1 greening explant transferred to non-selective BRM	
Filter paper in plantcon with 2 ml INO + 50 ppm nystatin + 10 ppm TBZ + lipoic acid; 23 C. 16/8 photoperiod	Hemp 3/22-2A	9	10 ppm spec B5; 28 C. 16/8 photoperiod;	150 ppm spec B5; 28 C. 16/8 photoperiod;	50 ppm spec B5; 28 C. 16/8 photoperiod;	1 greening explant transferred to 10 ppm spec B5	
Filter paper in plantcon with 2 ml INO + 50 ppm nystatin + 10 ppm TBZ + lipoic acid; 23 C. 16/8 photoperiod	Hemp 3/22-2B	10	150 ppm spec B5; 28 C. 16/8 photoperiod;	NA	50 ppm spec B5; 28 C. 16/8 photoperiod;	1 chimeric RFP+ explant (primary leaves) transferred to B5	1 greening explant transferred to non-selective BRM
Filter paper in plantcon with 1.75 ml INO + 50 ppm nystatin + 10 ppm TBZ + lipoic acid + 1 ppm TDZ; 23 C. 16/8 photoperiod	Hemp 3/22-3A	9	10 ppm spec B5; 28 C. 16/8 photoperiod;	150 ppm spec B5; 28 C. 16/8 photoperiod;	50 ppm spec B5; 28 C. 16/8 photoperiod;		
Filter paper in plantcon with 1.75 ml INO + 50 ppm nystatin + 10 ppm TBZ + lipoic acid + 1 ppm TDZ; 23 C. 16/8 photoperiod	Hemp 3/22-3B	10	150 ppm spec B5; 28 C. 16/8 photoperiod;	NA	50 ppm spec B5; 28 C. 16/8 photoperiod;	1 chimeric RFP + explant (primary leaves) transferred to B5	4 greening explant transferred to non-selective BRM; GUS positive leaf imaged
Filter paper in plantcon with 2 ml INO + 50 ppm nystatin + 10 ppm TBZ + lipoic acid + 1 ppm TDZ; 23 C. 16/8 photoperiod	Hemp 3/22-4A	9	10 ppm spec B5; 28 C. 16/8 photoperiod;	150 ppm spec B5; 28 C. 16/8 photoperiod;	50 ppm spec B5; 28 C. 16/8 photoperiod;	RFP positive shoot imaged	
Filter paper in plantcon with 2 ml INO + 50 ppm nystatin + 10 ppm TBZ + lipoic acid + 1 ppm TDZ; 23 C. 16/8 photoperiod	Hemp 3/22-4B	12	150 ppm spec B5; 28 C. 16/8 photoperiod;	NA	50 ppm spec B5; 28 C. 16/8 photoperiod;	5 greening explants transferred to 10 ppm spec B5	

Stable RFP (tdTomato) was imaged several explants 3 weeks after inoculation, but was confined primarily to primary leaves and cotyledonary remnants. The stable RFP signal in the chimeric plantlet that appeared to be from new growth was from treatment 4A (treatment bolded in Table 4—2 ml co-culture volume with TDZ, and initial transfer to 10 mg/L spectinomycin B5), shown again in FIG. 1. This plant did not survive tissue culture, which may have been result of its chimerism in response to selection, or possibly non-optimal media conditions.

We have also observed stable GUS expression in a plantlet derived from this experiment in treatment Hemp 3/22-3B. One of the leaves in a plantlet transferred to non-selective BRM expressed GUS in leaf stably. The leaf shown in FIG. 16 was imaged 2 months after inoculation after clearing with 70% ethanol.

The non-inoculated control meristem explant was sent to the greenhouse as a proof of concept of tissue culture (TC) regeneration of a plant from a meristem explant (rooted on non-selective B5 media). See FIG. 2.

Additional experiments with additional varieties of *Cannabis* inoculated with Ar18r12v/DICOTBINARY-19 and a 4 day co-culture are outlined in Table 5. The co-culture volume was increased as we noted in the prior tests explants were very dry post co-culture. Some of these experiments used meta-topolin in co-culture, which has been demonstrated to encourage propagation in *Cannabis* nodal cultures (H. Lata et al./Journal of Applied Research on Medicinal and Aromatic Plants 3 (2016) 18-26); some used a full-strength formulation of B5 media for selection; and some used an MS-based selection media with meta-topolin (mT) based on Lata 2016 but without activated charcoal.

TABLE 5

Description and summary of follow-up experiments with <i>Cannabis</i> meristem explants.						
<i>Cannabis sativa</i> Genotype/ Line	Comments	Experiment ID	Strain	Binary	# embryos to Selection	Notes
Honey Gold 3WS	Hand excised from seed surface sanitized in 20% Clorox 5 min; rinsed; imbibed for ~20 h in BGM; explants placed in 20% PEG4000 with Captan/Bravo for 1.5-2.5 h, rinsed, inoculated and sonicated 20 s 45 kHz; incubated 30 min, inoculum removed; explants co-cultured on filter paper in plantcon with 2.5 ml INO + 60 ppm Cleary's + 50 ppm nystatin + 10 ppm TBZ; 23 C. 16/8 photoperiod	Hemp 5/9-1	Arl8r12v	DICOT- BINARY- 19	35	10 ppm spec 100% B5; 28 C. 16/8 photoperiod;
Honey Gold 3WS	Hand excised from seed surface sanitized in 20% Clorox 5 min; rinsed; imbibed for ~20 h in BGM; explants placed in 20% PEG4000 with Captan/Bravo for 1.5-2.5 h, rinsed, inoculated and sonicated 20 s 45 kHz; incubated 30 min, inoculum removed; explants co-cultured on filter paper in plantcon with 2.5 ml INO + 60 ppm Cleary's + 50 ppm nystatin + 10 ppm TBZ + 1 ppm meta-topolin (mT); 23 C. 16/8 photoperiod	Hemp 5/9-2	Arl8r12v	DICOT- BINARY- 19	25	10 ppm spec 100% B5; 28 C. 16/8 photoperiod;
Fiber Hemp	Hand excised from seed surface sanitized in 20% Clorox 5 min; rinsed; imbibed for ~20 h in BGM; explants placed in 20% PEG4000 with Captan/Bravo for 1.5-2.5 h, rinsed, inoculated and sonicated 20 s 45 kHz; incubated 30 min, inoculum removed; explants co-cultured on filter paper in plantcon with 2.5 ml INO + 60 ppm Cleary's + 50 ppm nystatin + 10 ppm TBZ; 23 C. 16/8 photoperiod	Hemp 5/9-3	Arl8r12v	DICOT- BINARY- 19	21	10 ppm spec 100% B5; 28 C. 16/8 photoperiod;
Fiber Hemp	Hand excised from seed surface sanitized in 20% Clorox 5 min; rinsed; imbibed for ~20 h in BGM; explants placed in 20% PEG4000 with Captan/Bravo for 1.5-2.5 h, rinsed, inoculated and sonicated 20 s 45 kHz; incubated 30 min, inoculum removed; explants co-cultured on filter paper in plantcon with 2.5 ml INO + 60 ppm Cleary's + 50 ppm nystatin + 10 ppm TBZ + 1 ppm meta-topolin (mT); 23 C. 16/8 photoperiod	Hemp 5/9-4	Arl8r12v	DICOT- BINARY- 19	12	10 ppm spec 100% B5; 28 C. 16/8 photoperiod;
Honey Gold 3WS	Hand excised from seed surface sanitized in 20% Clorox 5 min; rinsed; imbibed for ~20 h in BGM; explants placed in 20% PEG4000 with Captan/Bravo for 1.5-2.5 h, rinsed, inoculated and sonicated 20 s 45 kHz; incubated 30 min, inoculum removed; explants co-cultured on filter paper in plantcon with 2.5 ml INO + 60 ppm Cleary's + 50 ppm nystatin + 10 ppm TBZ 1 ppm TDZ; 23 C. 16/8 photoperiod	Hemp 5/16-1	Arl8r12v	DICOT- BINARY- 19	59	10 ppm spec 100% B5; 28 C. 16/8 photoperiod;
Honey Gold 3WS	Hand excised from seed surface sanitized in 20% Clorox 5 min; rinsed; imbibed for ~20 h in BGM; explants placed in 20% PEG4000 with Captan/Bravo for 1.5-2.5 h, rinsed, inoculated and sonicated 20 s 45 kHz; incubated 30 min, inoculum removed; explants co-cultured on filter paper on top of semisolid INO (8 g/L agarose I) + 60 ppm Cleary's + 1 ppm TDZ; 23 C. 16/8 photoperiod	Hemp 5/16-2	Arl8r12v	DICOT- BINARY- 19	19	10 ppm spec 100% B5; 28 C. 16/8 photoperiod;
Honey Gold 3WS	Hand excised from seed surface sanitized in 20% Clorox 5 min; rinsed; imbibed for ~20 h in BGM; explants placed in 20% PEG4000 with Captan/Bravo for 1.5-2.5 h, rinsed, inoculated and sonicated 20 s 45 kHz; incubated 30 min, inoculum removed; explants co-cultured on filter paper in plantcon with 2.5 ml INO + 60 ppm Cleary's + 50 ppm nystatin + 10 ppm TBZ 1 ppm TDZ; 23 C. 16/8 photoperiod	Hemp 5/30-1	Arl8r12v	DICOT- BINARY- 19	5	non- selective hemp node media (minus activated charcoal)
Honey Gold 3WS	Hand excised from seed surface sanitized in 20% Clorox 5 min; rinsed; imbibed for ~20 h in BGM; explants placed in 20% PEG4000 with Captan/Bravo for 1.5-2.5 h, rinsed, inoculated and sonicated 20 s 45 kHz; incubated 30 min, inoculum removed; explants co-cultured on filter paper in plantcon with 2.5 ml INO + 60 ppm Cleary's + 50 ppm nystatin + 10 ppm TBZ 1 ppm TDZ; 23 C. 16/8 photoperiod	Hemp 5/30-2	Arl8r12v	DICOT- BINARY- 19	36	10 ppm sec hemp node media (minus activated charcoal)
Honey Gold 3WS	Hand excised from seed surface sanitized in 20% Clorox 5 min; rinsed; imbibed for ~20 h in BGM; explants placed in 20% PEG4000 with Captan/Bravo for 1.5-2.5 h, rinsed, inoculated and sonicated 20 s 45 kHz; incubated 30 min, inoculum removed; explants co-cultured on filter paper in plantcon with 2.5 ml INO + 60 ppm Cleary's + 50 ppm nystatin + 10 ppm TBZ + 1 ppm TDZ; 23 C. 16/8 photoperiod	Hemp 5/30-3	Arl8r12v	DICOT- BINARY- 19	43	50 ppm sec hemp node media (minus activated charcoal)
Honey Gold 3WS	Hand excised from seed surface sanitized in 20% Clorox 5 min; rinsed; imbibed for ~20 h in BGM at 37 C.; explants placed in 20% PEG4000 with Captan/Bravo for 1.5-2.5 h, rinsed, inoculated and sonicated 20 s 45 kHz; incubated 30 min, inoculum removed; explants co-cultured on filter paper in plantcon with 2.5 ml INO + 60 ppm Cleary's + 50 ppm nystatin + 10 ppm TBZ + 1 ppm TDZ; 23 C. 16/8 photoperiod	Hemp 6/6-1	Arl8r12v	SOYTEST-2	36	50 ppm sec hemp node media (minus activated charcoal)

TABLE 5-continued

Description and summary of follow-up experiments with <i>Cannabis</i> meristem explants.						
<i>Cannabis sativa</i> Genotype/ Line	Comments	Experi- ment ID	Strain	Binary	# embryos to Selection	Notes
Honey Gold 3WS	Hand excised from seed surface sanitized in 20% Clorox 5 min; rinsed; imbibed for ~20 h in BGM at 37 C.; explants placed in 20% PEG4000 with Captan/Bravo for 1.5-2.5 h, rinsed, inoculated and sonicated 2 min 45 kHz; incubated 30 min, inoculum removed; explants co-cultured on filter paper in plantcon with 2.5 ml INO + 60 ppm Cleary's + 50 ppm nystatin + 10 ppm TBZ + 1 ppm TDZ; 23 C. 16/8 photoperiod	Hemp 6/6-2	Arl8r12v	SOYTEST-2	36	50 ppm sec hemp node media (minus activated charcoal)
Honey Gold 3WS	Hand excised from seed surface sanitized in 20% Clorox 5 min; rinsed; imbibed for ~20 h in BGM at 37 C.; explants placed in 20% PEG4000 with Captan/Bravo for 1.5-2.5 h, rinsed, inoculated and sonicated 20 s 45 kHz; incubated 30 min, inoculum removed; explants co-cultured on filter paper in plantcon with 2.5 ml INO + 50 ppm nystatin + 10 ppm TBZ + 1 ppm TDZ; 23 C. 16/8 photoperiod	Hemp 6/13-1	Arl8r12v	SOYTEST-2	44	50 ppm sec hemp node media (minus activated charcoal)
Honey Gold 3WS	Hand excised from seed surface sanitized in 20% Clorox 5 min; rinsed; imbibed for ~20 h in BGM at 37 C.; explants placed in 20% PEG4000 with Captan/Bravo for 1.5-2.5 h, rinsed, inoculated and sonicated 2 min 45 kHz; incubated 30 min, inoculum removed; explants co-cultured on filter paper in plantcon with 2.5 ml INO + 50 ppm nystatin + 10 ppm TBZ + 1 ppm TDZ; 23 C. 16/8 photoperiod	Hemp 6/13-2	Arl8r12v	SOYTEST-2	45	50 ppm sec hemp node media (minus activated charcoal)
Honey Gold 3WS	Hand excised from seed surface sanitized in 20% Clorox 5 min; rinsed; imbibed for ~20 h in BGM at 37 C.; explants placed in 20% PEG4000 with Captan/Bravo for 1.5-2.5 h, rinsed, inoculated and sonicated 20 s 45 kHz; incubated 30 min, inoculum removed; explants co-cultured on filter paper in plantcon with 2.5 ml INO + 60 ppm Cleary's + 50 ppm nystatin + 10 ppm TBZ; 23 C. 16/8 photoperiod	Hemp 6/20-1A	Arl8r12v	SOYTEST-2	20	10 ppm sec B5; 28 C. 16/8 photocopied;
Honey Gold 3WS	Hand excised from seed surface sanitized in 20% Clorox 5 min; rinsed; imbibed for ~20 h in BGM at 37 C.; explants placed in 20% PEG4000 with Captan/Bravo for 1.5-2.5 h, rinsed, inoculated and sonicated 20 s 45 kHz; incubated 30 min, inoculum removed; explants co-cultured on filter paper in plantcon with 2.5 ml INO + 60 ppm Cleary's + 50 ppm nystatin + 10 ppm TBZ; 23 C. 16/8 photoperiod	Hemp 6/20-1B	Arl8r12v	SOYTEST-2	10	10 ppm sec node-AC; 28 C. 16/8 photocopied;
Honey Gold 3WS	Hand excised from seed surface sanitized in 20% Clorox 5 min; rinsed; imbibed for ~20 h in BGM at 37 C.; explants placed in 20% PEG4000 with Captan/Bravo for 1.5-2.5 h, rinsed, inoculated and sonicated 20 s 45 kHz; incubated 30 min, inoculum removed; explants co-cultured on filter paper in plantcon with 2.5 ml INO + 60 ppm Cleary's + 50 ppm nystatin + 10 ppm TBZ; 23 C. 16/8 photoperiod	Hemp 6/20-1C	Arl8r12v	SOYTEST-2	10	50 ppm sec B5; 28 C. 16/8 photocopied;
Honey Gold 3WS	Hand excised from seed surface sanitized in 20% Clorox 5 min; rinsed; imbibed for ~20 h in BGM at 37 C.; explants placed in 20% PEG4000 with Captan/Bravo for 1.5-2.5 h, rinsed, inoculated and sonicated 20 s 45 kHz; incubated 30 min, inoculum removed; explants co-cultured on filter paper in plantcon with 2.5 ml INO + 60 ppm Cleary's + 50 ppm nystatin + 10 ppm TBZ; 23 C. 16/8 photoperiod	Hemp 6/20-1D	Arl8r12v	SOYTEST-2	10	50 ppm strep node-AC; 28 C. 16/8 photoperiod;
Honey Gold 3WS	Hand excised from seed surface sanitized in 20% Clorox 5 min; rinsed; imbibed for ~20 h in BGM at 37 C.; explants placed in 20% PEG4000 with Captan/Bravo for 1.5-2.5 h, rinsed, inoculated and sonicated 20 s 45 kHz; incubated 30 min, inoculum removed; explants co-cultured on filter paper in plantcon with 2.5 ml INO + 1 ppm TDZ, 60 ppm Cleary's + 50 ppm nystatin + 10 ppm TBZ; 23 C. 16/8 photoperiod	Hemp 6/20-2A	Arl8r12v	SOYTEST-2	10	10 ppm spec B5; 28 C. 16/8 photoperiod;
Honey Gold 3WS	Hand excised from seed surface sanitized in 20% Clorox 5 min; rinsed; imbibed for ~20 h in BGM at 37 C.; explants placed in 20% PEG4000 with Captan/Bravo for 1.5-2.5 h, rinsed, inoculated and sonicated 20 s 45 kHz; incubated 30 min, inoculum removed; explants co-cultured on filter paper in plantcon with 2.5 ml INO + 1 ppm TDZ, 60 ppm Cleary's + 50 ppm nystatin + 10 ppm TBZ; 23 C. 16/8 photoperiod	Hemp 6/20-2B	Arl8r12v	SOYTEST-2	10	10 ppm spec node-AC; 28 C. 16/8 photoperiod;
Honey Gold 3WS	Hand excised from seed surface sanitized in 20% Clorox 5 min; rinsed; imbibed for ~20 h in BGM at 37 C.; explants placed in 20% PEG4000 with Captan/Bravo for 1.5-2.5 h, rinsed, inoculated and sonicated 20 s 45 kHz; incubated 30 min, inoculum removed; explants co-cultured on filter paper in plantcon with 2.5 ml INO + 1 ppm TDZ, 60 ppm Cleary's + 50 ppm nystatin + 10 ppm TBZ; 23 C. 16/8 photoperiod	Hemp 6/20-2C	Arl8r12v	SOYTEST-2	10	50 ppm spec B5; 28 C. 16/8 photoperiod;

TABLE 5-continued

Description and summary of follow-up experiments with <i>Cannabis</i> meristem explants.						
<i>Cannabis sativa</i> Genotype/Line	Comments	Experiment ID	Strain	Binary	# embryos to Selection	Notes
Honey Gold 3WS	Hand excised from seed surface sanitized in 20% Clorox 5 min; rinsed; imbibed for ~20 h in BGM at 37 C.; explants placed in 20% PEG4000 with Captan/Bravo for 1.5-2.5 h, rinsed, inoculated and sonicated 20 s 45 kHz; incubated 30 min, inoculum removed; explants co-cultured on filter paper in plantcon with 2.5 ml INO + 1 ppm TDZ, 60 ppm Cleary's + 50 ppm nystatin + 10 ppm TBZ; 23 C. 16/8 photoperiod	Hemp 6/20-2D	Arl8r12v	SOYTEST-2	10	50 ppm strep node-AC; 28 C. 16/8 photoperiod;
Honey Gold 3WS	Hand excised from seed surface sanitized in 20% Clorox 5 min; rinsed; imbibed for ~20 h in BGM at 37 C.; explants placed in 20% PEG4000 with Captan/Bravo for 1.5-2.5 h, rinsed, inoculated and sonicated 20 s 45 kHz; incubated 30 min, inoculum removed; explants co-cultured on filter paper in plantcon with 2.25 ml INO + 60 ppm Cleary's + 50 ppm nystatin + 10 ppm TBZ + 1 ppm TDZ; 23 C. 16/8 photoperiod	Hemp 6/27-1	GV3101	SOYTEST-2	48	50 ppm spec meristem regeneration; 28 C. 16/8 photoperiod;
Honey Gold 3WS	Hand excised from seed surface sanitized in 20% Clorox 5 min; rinsed; imbibed for ~20 h in BGM at 37 C.; explants placed in 20% PEG4000 with Captan/Bravo for 1.5-2.5 h, rinsed, inoculated and sonicated 20 s 45 kHz; incubated 30 min, inoculum removed; explants co-cultured on filter paper in plantcon with 2.25 ml INO + 60 ppm Cleary's + 50 ppm nystatin + 10 ppm TBZ + 1 ppm TDZ; 23 C. 16/8 photoperiod	Hemp 6/27-2	GV3101	SOYTEST-2	36	50 ppm spec meristem regeneration with 0.5 ppm MT; 28 C. 16/8 photoperiod;
Honey Gold 3WS	Hand excised from seed surface sanitized in 20% Clorox 5 min; rinsed; imbibed for ~20 h in BGM at 37 C.; explants placed in 20% PEG4000 with Captan/Bravo for 1.5-2.5 h, rinsed, inoculated and sonicated 20 s 45 kHz; incubated 30 min, inoculum removed; explants co-cultured on filter paper in plantcon with 2.25 ml INO + 60 ppm Cleary's + 1 ppm TDZ; 23 C. 16/8 photoperiod	Hemp 7/3-1	Arl8r12v	SOYTEST-2	83	10 ppm spec meristem regeneration; 28 C. 16/8 photoperiod;
Honey Gold 3WS	Hand excised from seed surface sanitized in 20% Clorox 5 min; rinsed; imbibed for ~20 h in BGM at 37 C.; explants placed in 20% PEG4000 with Captan/Bravo for 1.5-2.5 h, rinsed, inoculated and sonicated 20 s 45 kHz; incubated 30 min, inoculum removed; explants co-cultured on filter paper on semisolid INO (8 g/L agarose I) + 60 ppm Cleary's 1 ppm TDZ; 23 C. 16/8 photoperiod	Hemp 7/8-1	Arl8r12v	SOYTEST-2	48	50 ppm spec meristem regeneration with 0.5 ppm mT; 28 C. 16/8 photoperiod;

TABLE 6

WCIC TRUE Gamborg B5 Media	
Ingredients and Notes	Amount to add per liter (grams)
Phytotechnology Laboratories B5 salts G398	3.21
Sucrose	20
Cleary's 3336 (50WP)	0.06
Ca Gluconate	1.29
pH to 5.8 with 1N KOH	
Phytigel	3.50
autoclave	
Add the following fresh before use:	
Timetin (150 mg/ml stock)	Use 1 mL per Liter (150 mg/L)
Cefotaxime (100 mg/ml stock)	Use at 2 ml per Liter (200 mg/L)
Carbenicillin (100 mg/ml stock)	Use at 4 ml per Liter (400 mg/L)
Selective Agent	as needed

TABLE 7

WCIC Hemp Node Media (modified from Lata 2016)	
Ingredients and Notes	Amount to add per liter (grams)
MS Salts complete with vitamins (PhytoTech M519)	4.43
Sucrose	30
Cleary's 3336	0.06
pH to 5.7 with 1N KOH	

TABLE 7-continued

WCIC Hemp Node Media (modified from Lata 2016)	
Ingredients and Notes	Amount to add per liter (grams)
Agar (Sigma A7921)	8
autoclave	
Meta-topolin (mT) (1 mg/ml)	0.5 ml
Carbenicillin (200 mg/ml)	1.25 ml
Cefotaxime (100 mg/ml)	2 ml
Selection	as needed

40

45

50 We did obtain strong GUS transients using both *Cannabis* varieties Honey Gold 3WS and the Fiber Hemp (in addition to the transients shown for Elektra x Chardonnay in initial disclosure). See FIG. 3.

55 Additionally, *Cannabis* seeds were also imbibed at 37° C. to facilitate excision of the meristem explants. With an overnight imbibition at 37° C. the radical begins to emerge from the seed which makes a natural crack in the hard seed coat. This makes isolating the *Cannabis* mature embryo/meristem explant easier. See FIG. 17.

60 It is also possible to mechanically excise the *Cannabis* meristem explants from the seen. 10 g *Cannabis* seed from the Fiber variety were surface sterilized with 20% bleach solution for 5 minutes, then rinsed with sterile distilled water for 2 minutes. Seed were then imbibed in sterile distilled

65 water at 37 degrees C. for approximately 24 hours. Seed was then rinsed with sterile distilled water for 2 minutes and weighed (collected rehydrated weight was 18 grams). Seed

was then split into two 9 gram samples and spread on sterile filter paper in petri dishes and dried in laminar flow hood. One sample was removed 24 hrs later, the other 49 hours later. The collected dry weight of each sample was 4.8 grams.

A portion of this dry hemp seed from the 49 hour dried material was used for machine excision experiments. Seed were placed through a Perten Instruments Laboratory Mill 3310 using seven different gap settings (0 to 6, smallest to largest gap) with 20 seeds per gap setting. Ground material was collected and embryonic parts were counted under a microscope. While the Perten Lab mill was used for these examples, excision of embryos and explants can be performed using and dry mill or equivalent instrumentation known in the art, for example, roller mills, hammer mills, and bladed mills or other suitable means described herein. Equivalent wet mill processing is also envisioned.

TABLE 8

Embryonic parts produced using various gap setting on the Perten Instruments Laboratory Mill 3310	
Gap Setting	Embryonic Parts Produced
6	20
5	14
4	14
3	5
2	3
1	4
0	0

Further experimentation will be carried out using gap setting 6 for grinding hemp varieties. Following embryonic part production, regeneration of the embryonic material will be checked on non-selective medium. Embryonic parts generated using the gap 6 setting on Perten is shown in FIG. 18.

Additionally, MS-based medium with or without metatopolin may be used with meristem explants. When TDZ is used in co-culture with *Agrobacterium*, the use of metatopolin during selection/regeneration may not be necessary.

TABLE 9

Hemp Meristem Regeneration Medium	
Ingredients and Notes	Amount to add per liter (grams)
MS Salts complete with vitamins (PhytoTech M519)	4.43
Sucrose	30
Cleary's 3336	0.06
pH to 5.7 with 1N KOH	
Agar (Sigma A7921)	8
autoclave	
Meta-topolin (mT) (1 mg/ml)	as needed
Carbenicillin (100 mg/ml)	2 ml
Cefotaxime (100 mg/ml)	2 ml
Timetin (150 mg/ml)	1 ml
Selection	as needed

Additional control binary constructs have also been testing including SOYTEST-2. SOYTEST-2 has a different promoter driving tdTomato to test impacts on RFP visualization (DICOTBINARY-19 uses the *Glycine max* Ubiquitin 3 XL promoter driving tdTomato, where SOYTEST-2 uses *Pinus radiata* Super Ubiquitin promoter driving tdTomato). See FIG. 19.

We have obtained positive GUS transients in *Cannabis* meristem explants (3WS variety) using SOYTEST-2 in both

the Ar18r12v and GV3101 strains of *Agrobacterium* (see FIG. 20), demonstrating transfection of *Cannabis* meristems using disarmed strains of both *Agrobacterium rhizogenes* (Ar18r12v) and *Agrobacterium tumefaciens* (GV3101).

We have obtained additional stable RFP expressing *Cannabis* from experiments in the Honey Gold 3WS variety. The plantlet in the center of FIG. 21 (*Cannabis* plant WP421-1) is rooting on 50 mg/L streptomycin hemp node media (after being on 50 mg/L spectinomycin hemp node media for approximately 1 month).

Plant WP421-1 was transferred to the greenhouse and imaged the day of transfer, approximately 4 weeks later (FIG. 26), and approximately 7 weeks later (FIG. 31). Three leaves from WP421-1 were sampled after it had been in greenhouse for 4 weeks. Two of the three leaves were stably expressing RFP (FIG. 27), while all three were stably expressing GUS (FIGS. 27 and 28). RFP expression was relatively weaker than when we initially sent the plant, which is likely due to tissue age. That all three randomly selected leaves are stably expressing GUS is a good indicator WP421-1 is not overly chimeric.

Additional data in FIGS. 32-34 confirms the chimerism in the WP421-1 plant. 10 leaf samples were taken from EP421-1 and divided for PCR (FIGS. 33-34) and GUS expression (FIG. 32) analysis. For PCR, we amplified a 156 bp fragment within the aadA expression cassette of DICOTBINARY-19 using primers designated F56 and R11 (fragments and amplicon highlighted in blue in FIG. 33). Leaf DNA from WP421-1 was extracted using the REDExtract-N-Amp™ Plant PCR Kit (Sigma-Aldrich XNAP-1KT) following manufacturer's instructions. PCR reaction was run with following:

- 3 minutes at 94 C for initial denaturation
- 30 seconds at 94 C for denaturation
- 30 seconds at 55 C for annealing
- 1 minute at 72 C for primer extension
- Cycle steps 2-4 34 more times (35 total cycles)
- 10 minutes at 72 C for final primer extension

PCR products were run on 1.5% agarose gel in SB buffer. All 10 leaf samples gave the expected 156 bp product, confirming minimal chimerism in this event

We have also blasted DNA into *Cannabis* meristem explants using PDS-1000 Helium gun with a plasmid designated DICOTBOMB-13. For particle bombardment experiments, gold-DNA "bead prep" was prepared by first washing 50 mg 0.6 um gold microcarriers (BioRad part #1652262) in 1 ml 100% ethanol and sonicating for 1 min 45 kHz. Gold was pelleted by centrifugation at 5000 rpm in microfuge (~2300xg) and ethanol removed. Gold was then resuspended in 1 ml 100% ethanol and stored at -20 C until use. To precipitate DNA onto beads, the 50 mg gold/1 ml ethanol stock was sonicated for 1 min 45 kHz. 42 ul of this stock was transferred to an Eppendorf tube, then pelleted by centrifugation at 2500 rpm for 10 seconds, after which ethanol was removed. 500 uL sterile water was added and mixture sonicated 1 min 45 kHz. Gold was again pelleted by centrifugation at 2500 rpm for 10 seconds and water removed. 25 ul sterile water was then added, followed by sonication for 1 min 45 kHz. 2.6 ug DICOTBOMB-13 DNA was added, then sterile water to bring volume up to 245 ul. 250 ul cold 2.5 M CaCl₂ was added, followed by 50 ul 0.1 M spermidine. Solution was mixed by low speed vortexing. Tube was incubated on ice for approximately 1 hour with gentle inversions every 5-10 minutes. DNA/gold was pelleted at 1000 rpm (~100xg) for 2 min and supernatant removed. Pellet was then washed with 1 ml 100% EtOH w/ pipette tip, then pelleted again at 1000 rpm (~100xg) for 2

min and supernatant removed 36 ul 100% EtOH was added to tube and gold completely resuspended with low-speed vortexing. Bead prep was stored at -20 C until used, with 5 ul used per bombardment. This corresponds to 360 ng DNA per blast; 290 ug gold per blast (1.2 ng DNA per ug gold).

Cannabis meristem explants were excised from seed and precultured on EJW1 media overnight at 28 C 16/8 photoperiod, arranged on 12% xanthan gum targeting plates (with 60 mg/L Cleary's 3336 fungicide), blasted at 6 cm from the launch assembly using 5 uL bead prep per target and a range of rupture disks (650 psi-1550 psi), then allowed to rest on EJW1 media overnight. Transients were taken the next day. GUS transient expression in *Cannabis* meristem explants bombarded with DICOTBOMB-13 is shown in FIG. 23.

TABLE 10

Preculture Medium EJW1	
Ingredients and Notes	Amount to add per liter (grams)
MS salts no vitamins	4.3
Sucrose	30
2,4-D (1 mg/ml stock)	0.2 ml
MES	2
Cleary's 3336	.03
pH	5.6
Agarose	4
Autoclave	
Carbenicillin (100 mg/ml)	.25
TDZ (1 mg/ml stock)	1 ml

Example 2

The embodiments described herein demonstrate *Cannabis* floral dip experiments.

We used strain Ar18r12v based on positive GUS transients in meristem explants, harboring DICOTBINARY-22, which has the aadA1a protein targeted to both plastid and mitochondria in the plants. *Agrobacterium* cultures were resuspended in 5% sucrose with 0.05% silwet L-77 as a wetting agent. One of the cultures was induced with 100 uM acetosyringone and one was not. These cultures were applied directly to female flowers (some flowers received only 5% sucrose+0.05% silwet L-77 "blank"). Experiment is summarized in Table 11.

TABLE 11

Description and summary of experiments with Cannabis floral dip				
Experiment ID	Comments	AS	Co-Culture Duration (Days)	Observations and Comments
Hrmp 4/17-1	Agro washed once with none sterile water; spun 10 min, resuspended in 5% sucrose; Silwet L-77 added to 0.05%		Agro applied directly to flowers; 1 d dark in high humidity LEDA; then moved to GH7 with 3 males	5 female plants; 3 hermaphrodites (red/white twist tie below flower for inoculated, white for blank)
Hemp 4/17-2	Agro washed once with 100 uM AS sterile water; spun 10 min, resuspended in 5% sucrose; Silwet L-77 added to 0.05%		Agro applied directly to flowers; 1 d dark in high humidity LEDA; then moved to GH7 with 3 males	5 female plants; 3 hermaphrodites (green twist tie below flower for inoculated, white for blank)

We noted no obvious ill effects of the inoculum application to the flowers one-day post-application. See FIG. 5. Female flowers were then pollinated with male pollen from donor plants by dusting the plants with pollen; as well as using a paint brush to apply pollen earlier.

Example 3

The embodiments described herein demonstrate *Cannabis* node, internode, leaf, and petiole transformation experiments.

We inoculated node, internode, leaf, and petiole explants of *Cannabis* variety Elektra x Chardonnay. We used aseptically grown plantlets from sanitized and imbibed seed plated on non-selective B5 media for approximately 6 weeks. Explants were sonicated for 20 seconds at -45 kHz in the presence of Ar18r12v/DICOTBINARY-19. Nodal explants were co-cultured on 2.5 ml WCIC INO media with 50 mg/L nystatin, 10 mg/L TBZ, and 0.5 mg/L meta-topolin (mT). Internode, leaf, and petiole explants were co-cultured on 2.5 ml WCIC INO media with 50 mg/L nystatin, 10 mg/L TBZ, 1 mg/L meta-topolin (mT), 1 mg/L naphthylacetic acid (NAA), and 0.2 mg/L GA3. After 4 days of co-culture at 23 C 16/8 photoperiod, GUS transient expression was observed in all explant types. See FIG. 6.

After co-culture, nodal explants were transferred to 100 mg/L spectinomycin hemp node media (Table 7) supplemented with 500 mg/L activated charcoal. Leaf, petiole, and internode explants were transferred to 100 mg/L spectinomycin hemp internode media, which is a modification of potato ZIG media (Cearley J A, Bolyard M G: Regeneration of *Solanum tuberosum* cv. Katandin from leaf explants in vitro. Am Potato J 74: 125-129 (1997)). A summary of these experiments is provided in Table 13.

TABLE 12

WCIC Hemp Internode Media (modified from Cearley 1997)	
Ingredients and Notes	Amount to add per liter (grams)
MS Salts complete with vitamins (PhytoTech M519)	4.43
Sucrose	20
Cleary's 3336	0.06
pH to 5.7 with 1N KOH	
Gelrite (or Phytigel), then autoclave	2
Meta-topolin (mT) (1 mg/ml)	1 ml

TABLE 12-continued

WCIC Hemp Internode Media (modified from Cearley 1997)	
Ingredients and Notes	Amount to add per liter (grams)
Naphylacetic acid (NAA) (1 mg/ml)	1 ml
GA3 (FS) Sigma Prod G7645 (1 mg/ml)	0.2 ml
Carbenicillin (200 mg/ml)	1.25 ml
Cefotaxime (100 mg/ml)	2 ml
Selection	as needed

2. 25% glycerol (w/v) PGM, inverted several times to mix and stored at 4 C
3. Untreated, fresh pollen, stored at 4 C
4. Untreated pollen, stored at -20 C
5. Pollen placed in 1.5 mL microfuge tube, placed in sweater box with MgNO3 solution. Moved to -20 C on 5/3 at 11 am.
6. 25% w/g glycerol PGM, 1 hour incubation at RT, followed by storage at -80 C
7. One hour untreated at room temperature in 50 mL tube. The same day pollen was harvested, pollen from tubes #6,7 were placed onto solid PGM after one hour of incubation

TABLE 13

Description and summary of experiments with Cannabis nodes, leaves, petioles, and internodes.					
Experiment ID	Comments	# embryos to		# explants to second	
		Selection	Notes	media	2nd media
Hemp 5/2-1	Nodes from hemp seed sanitized and imbibed; germinated on B5 3/22/19; harvested in INO; inoculated and sonicated 20 s 45 kHz; co-cultured in plantcons with filter paper + 2.5 ml INO with 50 ppm nystatin +10 ppm TBZ + .5 ppm meta-topolin (mT); 23 C. 16/8 photoperiod	11	100 ppm spec hemp node media; 28 C. 16/8/photoperiod	NA	NA
Hemp 5/2-2	Leaves from hemp seed sanitized and imbibed; germinated on B5 3/22/19; harvested in INO; inoculated and sonicated 20 s 45 kHz; co-cultured in plantcons with filter paper + 2.5 ml INO with 50 ppm nystatin + 10 ppm TBZ + 1 ppm meta-topolin (mT) + 1 ppm NAA + 0.2 ppm GA3; 23 C. 16/8 photoperiod	68	100 ppm spec hemp internode media; 28 C. 16/8/photoperiod	18	non selective hemp node media; 28 C. 16/8/photoperiod
Hemp 5/2-2	Petioles from hemp seed sanitized and imbibed; germinated on B5 3/22/19; harvested in INO; inoculated and sonicated 20 s 45 kHz; co-cultured in plantcons with filter paper + 2.5 ml INO with 50 ppm nystatin + 10 ppm TBZ + 1 ppm meta-topolin (mT) + 1 ppm NAA + 0.2 ppm GA3; 23 C. 16/8 photoperiod	68	100 ppm spec hemp internode media; 28 C. 16/8/photoperiod	3	non selective hemp node media; 28 C. 16/8/photoperiod
Hemp 5/2-2	Internodes from hemp seed sanitized and imbibed; germinated on B5 3/22/19; harvested in INO; inoculated and sonicated 20 s 45 kHz; co-cultured in plantcons with filter paper + 2.5 ml INO with 50 ppm nystatin + 10 ppm TBZ + 1 ppm meta-topolin (mT) + 1 ppm NAA + 0.2 ppm GA3; 23 C. 16/8 photoperiod	68	100 ppm spec hemp internode media; 28 C. 16/8/photoperiod	3	non selective hemp node media; 28 C. 16/8/photoperiod

Example 4

Cannabis meristem explants were excised, dried, and stored at -20 C. *Cannabis* meristem explants of variety 3WS were excised from seed and then dried on the surface of filter paper in a laminar flow hood for 26 hours. Dried *Cannabis* meristem explants were then stored at -20 C for 3 days. Explants were then rehydrated in 20% PEG4000 with 60 mg/L Captan and 30 mg/L Bravo fungicides, rinsed, and plated on Hemp Node media without activated charcoal (Table 7).

Example 5

This embodiment describes the transformation of *Cannabis* pollen, in particular the advantages provided when pollen from male plants can be stored. *Cannabis* pollen was harvested in by shaking branches of male plants onto a creased sheet of blue paper (high visibility of yellow on blue). Pollen was poured through a #80 sieve into a 50 mL conical tube. A small, visible amount of pollen was added to 7 1.5 mL microfuge tubes comprising the following treatments:

1. 25% glycerol (w/v) PGM, inverted several times to mix and stored at -20 C.

tion at room temperature. Plates were then wrapped in parafilm and placed in dark room and examined under microscope for germination in the form of pollen tube expansion. Germination of tubes was visible on both. Tube emerged more quickly from pollen from tube #6, which may be due to the liquid PGM matrix. Germination continue onto the next day, 22 hours after plating. See FIG. 24.

To test for overnight storage, we assayed pollen for germination the next day. Pollen from tubes 1,4 and 6 were placed on ice to thaw. After half an hour, a small amount of pollen from each was added to a PGM plate partition. 50 uL of pollen was taken from 1 & 6. Tube 6 was noticeably more opaque than tube 1. Tube germination was visible only in treatment #1. Multiple, branched tube-like structures were visible in treatment #4 at T2 (overnight storage) which may have been aberrant germination or the first indications of fungal hyphae. Following 24H of incubation, tube germination was visible in the -20° C. stored pollen that was stored in 25% (w/v) glycerol PGM. No survival was observed in either -80° C. treatment, which perhaps indicates that a slower rate of freezing is important for retaining viability. See FIG. 35.

TABLE 14

Pollen Germination Medium - Salts II Solution (PGM2 Salts)				
Pollen Germination Medium Salts II Solution (PGM2 Salts)				
Stock (100X) Reagent	Volume:		Original Units	100 mL stock grams added
	10 mL CAS	g/10 mL		
Boric Acid (H3BO3)	0043-35-3	0.05	0.005%	0.5
CaCl2 * 2H2O	10035-04-8	1.47	10 mM	14.7
Potassium Phosphate, monobasic (KH2PO4)	7778-77-0	0.00680	0.05 mM	0.068
ddH2O (dissolve salts) dissolve by stirring and/or sonication		Add 8 mL		Add 80 mL
ddH2O		Fill to 10 mL w/ graduated cylinder		Fill to 100 mL w/ graduated cylinder

TABLE 15

2X PGM (Pollen Germination Medium)		
2X Pollen Germination Medium		
1 L		
Volume	amount	units
PGM Salts	10 mL	
Sucrose	100 g	
PEG 4000	600 g	
ddH2O	Fill to 1 L	
Heat to 70 C. for 10 minutes on stir plate.		
Filter sterilize.		
Store at 4 C.		

TABLE 16

Solid Pollen Germination Medium		
Solid Pollen Germination Medium		
1 L		
Volume	amount	units
2X PGM	500 mL	
0.6% Noble Agar	500 mL	

TABLE 17

25% glycerol PGM		
25% glycerol PGM		
1 L		
Volume	amount	units
2X PGM	500 mL	
50% (w/y) glycerol	500 mL	

Example 6

Cannabis value added explants (VAEs) were generated by hand excising meristem tissue from seeds surface sanitized in 20% Clorox for 5 min, rinsed, and imbibed for ~20 h in BGM. *Cannabis* VAEs of variety 3WS were excised from seed, then dried on the surface of a filter paper in a laminar flow hood for 26 hours. Dried *Cannabis* meristem explants were then stored at -20 C for 3 days. Explants were then rehydrated in 20% PEG4000 with 60 mg/L Captan and 30 mg/L Bravo fungicides, rinsed, and plated on Hemp Node media without activated charcoal. FIG. 29 shows dried

Cannabis VAEs after 5 weeks plated on non-selective medium. FIG. 30 shows machine excised *Cannabis* meristem explants on non-selective medium for 2 weeks.

Cannabis VAEs may also be primed with WCIC INO or other medium prior to drying. Examples of priming and drying conditions are outlined below. These examples are for soybean transformations but are applicable to *Cannabis* VAE priming and drying and the same or similar conditions may be used with *Cannabis* explants.

TABLE 18

Priming and Drying of Explants (Soybean genotype W28, strain GV3101)						
VAE Batch/Priming	Co-culture	Ex-plants	Shoots har-vested	T0 plants to GH	TF	
Fresh explants giving rise to S92 series	1 ppm TDZ	75	6	3	4.0%	35
Fresh explants giving rise to S92 series	no TDZ	71	3	3	4.2%	
S92A (std dry)	1 ppm TDZ	75	8	4	5.3%	40
S92B (3 hr prime in INO, then dry)	1 ppm TDZ	50	10	10	20.0%	
S92C (3 hr prime in INO with 1 ppm TDZ, then dry)	1 ppm TDZ	75	9	6	8.0%	
S92D (3 hr prime in INO with 10 ppm TDZ, then dry)	1 ppm TDZ	50	0	0	0.0%	45
S92E (3 hr prime in INO with 50 ppm TDZ, then dry)	1 ppm TDZ	63	0	0	0.0%	
S92E (3 hr prime in INO with 100 ppm TDZ, then dry)	1 ppm TDZ	50	0	0	0.0%	50

Example 7

This example demonstrates additional embodiments of the transformation methods and transgenic *Cannabis* plants described herein.

T1 data/POC of germline transformation of *Cannabis* using meristem explants: A leaf sample of *Cannabis* T0 event WP421-1 (plant "Candice") was taken for long-term storage at -80 for further genetic analysis, and at this time we took sections of the petiole as well for GUS expression analysis. FIG. 36 shows GUS expression in the vascular tissue of WP421-1, which is an indicator of germline status for the transgene.

WP421-1 was moved to short days in GH15 approximately 9 weeks after plant handoff to greenhouse. 10 cuttings were taken 2 days later. Some cuttings had roots approximately 2 weeks after cuttings were taken. First flowers (female) observed 5 days after moving plant to short days. WP421-1 was moved into GH9 2 weeks after being put in short-day to be exposed to pollen from the 3WS 2-5 auto-flowering male. FIG. 37 shows WP421-1 adjacent to the male pollen donor wild-type 3WS plant.

2.5 weeks after pollination with male 3WS plant, immature T1 seed of WP421-1 was planted. We noted RFP+ expression (tdTomato) in one of the seedlings 3.5 weeks after this (in plantlet "Carly"), confirming germline transmission of transgene. (FIG. 40)

We followed this observation up with additional RFP expression (tdTomato) observations (eliminating background in a null segregant and in a wild-type leaf), GUS expression, and an aadA1a PCR that produced the expected 156 bp amplicon. (FIGS. 41 and 42). Approximately 5250 T1 seed were harvested from WP421-1 approximately 2 months after pollination was initiated (FIG. 43). We germinated T1 seed of WP421-1 on germination paper and planted a flat of T1 seed to examine more plants for RFP expression (tdTomato) and segregation. RFP expression (tdTomato) was apparent along with null segregants (FIG. 44)

Of the 48 T1 WP421-1 seed planted in flats, 44 germinated and were designated WP421-1@3 through WP421-1@46. 22 of these 44 expressed RFP (tdTomato) and GUS, giving the expected 1:1 segregation ratio for this cross. (FIG. 45)

Additional *Cannabis* transformation experiments using meristem explants: Additional experiments with *Cannabis* meristem explants inoculated with Ar18r12v/DICOTBINARY-19 using 75 mg/L spectinomycin selection have yielded plantlets chimeric for GUS as well as greening plantlets that are GUS negative. These chimeric plantlets did not root on the subsequent 50 mg/L streptomycin media and were instead transferred to selection-free BRM (FIG. 48). One chimeric GUS+ plant (center photo in FIG. 48) from this set rooted on selection-free BRM and was sent to the greenhouse as the T0 plant WP421-2, but we could not detect positive GUS or RFP expression or transgene integration by PCR in subsequent tests of WP421-2, possibly indicating negative sectors of the plant outcompeted transgenic sector (FIG. 49).

We have regenerated a transgenic *Cannabis* plantlet from particle-mediated transformation that is stably expressing GUS in all its leaves. *Cannabis* explants prepared from seed germinated at 37 C overnight of variety 3WS were precultured on EJW1 overnight and blasted on carboxymethylcellulose media using DICOTBOMB-13 (at 1.2 ng DNA/ug gold; 0.6 um gold; 1 cm gap, 6 cm distance, and 1350 psi).

Explants were rested on EJW1 overnight, then transferred to 100 mg/L spectinomycin hemp node media without activated charcoal for 1 month. Explants were then transferred to 50 mg/L streptomycin hemp regeneration media with 1 mg/L meta-topolin (mT). Leaves were sampled from greening explant and incubated in X-gluc at 37 C. Stable GUS expression was present in every leaf, demonstrating POC of particle-mediated transformation of *Cannabis* meristem explants (FIG. 51).

Example 8

Transgenic T0 *Cannabis* Plant Generation Using Particle-Mediated Transformation of *Cannabis* Meristem Explants

The regenerating transgenic *Cannabis* plantlet from particle-mediated transformation stably expressing GUS in all its leaves from last report has rooted and been sent to GH as T0 plant WP-001181-1. This T0 plant was derived from *Cannabis* meristem explants prepared from seed germinated at 37 C overnight of variety 3WS. Meristem explants were precultured on EJW1 overnight and blasted on carboxymethylcellulose media using DICOTBOMB-13 (at 1.2 ng DNA/ug gold; 0.6 um gold; 1 cm gap, 6 cm distance, and 1350 psi). Explants were rested on EJW1 overnight, then transferred to 100 mg/L spectinomycin hemp node media without activated charcoal for 1 month (media previously described). Explants were then transferred to 50 mg/L streptomycin hemp regeneration media with 1 mg/L meta-topolin (mT) for 6 weeks (media previously described). We then attempted to root this explant by transferring it to: (i) 4 weeks on 50 mg/L streptomycin hemp node media after cutting hypocotyl to remove necrotic tissue; (ii) 2 weeks on non-selective B5 media; (iii) 6 weeks on non-selective dicot BRM media (½ MS salts with 0.1 mg/L IAA); (iv) Explant split into two; hypocotyl cut on each piece to remove necrotic tissue; and (v); 4 weeks (plant "A") to 7 weeks (plant "B") on non-selective dicot BRM media. We re-assayed leaves for GUS and found all leaves remained GUS+. (FIG. 52).

After the WP-001181a event had been in the greenhouse for 3 weeks, we used the previously described primer set and PCR conditions to amplify a 156 bp fragment of the aadA1a gene from 10 separate leaves. At the same time, we assayed these leaves for GUS expression (each leaf sample was divided in 2, one sample for PCR, one for GUS assay). All 10 leaves tested positive for aadA1a by PCR, and all 10 were GUS positive (FIG. 53).

Previous examples described taking petiole sections of the *Cannabis* T0 event WP421-1 to examine GUS expression in vascular tissue, which appeared to be an early indicator of germline status in the *Cannabis* WP421-1 T0 event, and found GUS expression to be present in vascular tissue of WP001181-1a as well (FIG. 56). The second piece of this explant rooted approximately 3 weeks after the first, and was sent to greenhouse after finding all leaves GUS+ (FIG. 57). The ability to split the event into two T0 plants in the meristem transformation system may offer some downstream advantages. It may be possible to feminize either the WP-001181-1a or WP-001181-1b to make subsequent flowerer male (process described later). Crosses from -1a onto -1b would then yield homozygotes in the T1 progeny, which may offer timing advantages for transgenic *Cannabis* breeding programs (and advantages to attempting to make hermaphroditic plants for same purpose).

DNA complexed with gold "bead prep" was made by these steps:

Sonicate 50 mg/1 ml EtOH gold suspension for 3 min 45-55 kHz to resuspend gold.

Transfer 42 ul to a new tube. Pellet by centrifugation at 2500 rpm for 10 seconds, remove EtOH.

Add 500 uL sterile water, sonicate 3 min 45-55 kHz.

Pellet by centrifugation at 2500 rpm for 10 seconds, remove water.

Add 25 ul sterile water (wash sides of tube with pipette tip). Sonicate 3 min 45-55 kHz.

Add 2.6 ug DNA

Add cold sterile water to bring volume up to 245 ul.

Add 250 ul cold 2.5 M CaCl₂.

Add 50 ul 0.1 M spermidine

Mix solution by low speed vortexing. Incubate tube on ice for at least 45 min (I usually go 1.5 hrs). Invert tube every 5-10 minutes.

Once coating is done, pellet the DNA/gold at 1000 rpm (~100xg) for 2 min. Remove supernatant.

Wash pellet with 1 ml 100% EtOH w/ pipette tip. Pellet DNA/gold at 1000 rpm (~100xg) for 2 min. Remove EtOH.

Add 36 ul 100% EtOH, completely resuspend gold with low-speed vortexing.

Store at -20 C, we generally use 5 ul of this prep per bombardment.

This DNA prep gives a DNA Loading Rate of 1.2 ng DNA/ug gold (360 ng DNA per blast, 290 ug gold per blast).

CMC targeting media includes 8% low viscosity carboxymethylcellulose, 2% medium viscosity carboxymethylcellulose, and 0.4% washed agar. CMC was made by adding washed agar to water, autoclaving, pouring into blender, adding carboxymethylcellulose, blending, pouring into bottle, then re-autoclaving, then poured into plates or stored.

EJW1 media is shown above in Table 10.

TABLE 19

BRM media	
Ingredients and Notes	Amount to add per liter (grams)
MS Salts no vitamins M524	2.15
myo-inositol	0.1
sucrose	30
pH 5.8 with KOH	
Agar, Sigma A7921	8
Autoclave	
Add after autoclaving	
Cysteine (100 mg/ml) - make stock fresh	Use at 1.0 ml per Liter (100 mg/L)
Cefotaxime (100 mg/ml)	Use at 2.0 ml per Liter (200 mg/L)
IAA (1 mg/ml)	Use at 0.1 ml per Liter (0.1 mg/L)
MS Vitamins (1000X) Selection	Use at 1.0 ml per Liter as needed

It should also be possible to transform Cannabis meristem explants with free DNA methods where the explants do not require targeting (i.e. nanotechnology such as cell penetrating peptides, silica carbide fibers or others; as well as use of lipid and/or cationic lipid compounds).

Transient transformation of storable Cannabis meristem explants excised from seed using automation: We have demonstrated transient expression of GUS in meristem explants of the Fiber Hemp variety using meristem explants excised from seed using automation (described in comments to application sent in July 2019) with H1-H5 fractions pooled. These explants had been stored at -20 C for x weeks before rehydration in INO+60 mg/L Cleary's and inoculation with Ar18r12v/DICOTBINARY-19. Presence of GUS also indicates cells remained viable during this ~8 month storage time. (FIG. 58).

Cannabis seeds can also be crushed to extract mature embryos using a metal rolling pin on a glass plate, with an adjustable gap made using shims (FIG. 59). Cannabis seed of the Abacus variety was sanitized and imbibed overnight at 23 C. Seed was then either crushed under the rolling pin, with crushed material allowed to dry in a laminar flow hood for 72 hours; or seed was dried first for 72 hours in laminar flow hood and then crushed. Crushed material was stored at -20 C for 2 months, then rehydrated in INO media with 60

mg/L Cleary's fungicide. Explants were inoculated with Ar18r12v/DICOTBINARY-19 and co-cultured as previously described. We noticed transient GUS expression in meristem explants, again indicating cells were capable of surviving storage as well as maintaining some competency for Agrobacterium transformation (FIG. 60). This crushing technology and roller technology can be applied to wet or dry Cannabis seed, and can be used in conjunction with other treatments to compromise seed coat (ex. seed placed in paint shaker with a metal bead or beads).

Transient transformation of elite Abacus Cannabis variety using Agrobacterium-mediated transformation of meristem explants: We have also demonstrated transient expression of GUS in meristem explants of the elite Abacus variety using meristem explants inoculated with Ar18r12v/DICOTBINARY-19 (derived from seed imbibed overnight at 23 C) (FIG. 61).

Transmission of transgenes into T2 generation of Cannabis 3WS variety (from initial T0 event WP421-1): The previously described GUS positive, RFP (tdTomato) positive, and aadA positive T1 plant WP421-1@2 and cuttings from this plant (WP421-1-08C; WP421-1-10C; WP421-1-07C; WP421-1-02C) were used to examine transmission of transgenes into the T2 generation. This T1 plant and its cuttings were pollinated with pollen from a separate GUS positive and RFP positive feminized WP421-1 T1 plant. Feminization stresses the female plant out enough that it is making male structures that have female genetic pollen. Seed is feminized from the subsequent crosses (all female). Three main substances can be used: Colloidal Silver Solution (~120 ppm); Silver Thiosulfate/Silver Nitrate (STS); or GA3. These chemicals reduce ethylene production that ordinarily helps ripening and the production of female flowers. Temperature or other stresses can cause feminization as well. This T1 plant was feminized by the following procedure. 5 days before moving plants to short days (i.e., 12 hour light periods), all branches and leaves of the plants were sprayed to saturation with either the STS or Colloidal Silver solution. The spraying was repeated every 5 days until major male flower formation has begun. Usually male flowers begin showing at about 16-20 days after initial spraying and spraying finished after 25-30 days. Resulting T2 seeds were harvested and germinated and imaged for RFP expression. These crosses gave rise to the expected 3:1 segregation ratio (from both parents segregating 1:1), and the 3:1 ratio should include 1 homozygote, 2 hemizygotes and 1 null at T2.

TABLE 20

RFP segregation ratios in T2 Cannabis lines derived from transformed meristem explants.	
Cannabis line	Ratio
WP421-1@2	10/15 positive
WP421-1-08C	13/18 positive
WP421-1-10C	16/18 positive
WP421-1-07C	13/18 positive
WP421-1-02C	12/16 positive
Total	64/85 positives

Example 9

The reduction or elimination of THC will be accomplished by knocking out the THCA synthase gene using a CRISPR/Cas9 gene editing approach. Cannabis has two

genes that contribute to THC production, namely THCA synthase (primary) and CBDA synthase (secondary). It is postulated that in high CBD varieties of *Cannabis*, the THCA synthase gene(s) are either inactive or highly suppressed. Since CBDA synthase has about an 84% amino acid similarity to THCA synthase, it is also possible that it also plays a role in producing the low amounts of THC seen in these varieties. The proposed CRISPR approach includes a gRNAs designed to target both the THCA synthase as well as the CBDA synthase resulting in plants with single gene knockouts as well as knockouts for both genes. Plants produced from this editing approach would be analyzed with our UPLC to determine the content of 13 different cannabinoids including THCA, CBDA, and CBG. In general, high CBD varieties of cannabis have a CBDA:THCA ratio of 20:1 to 27:1 and these compounds are tightly related to each other (i.e. as CBDA goes up so does THCA). A potential outcome of this editing approach may also be a plant that is skewed with a higher ratio of CBDA:THCA, again reducing the risk to the grower of cultivating plants producing THC as well as producing more CBDA. Another possible outcome of knocking out both THCA synthase and CBD synthase would be the accumulation of the precursor compound CBG. A plant high in CBG is also a highly valued product due to the fact that the plant would normally make very little CBG and thus is a cannabinoid in higher demand.

A big risk to farmers trying to maximize their CBD amounts in their *Cannabis* plants, is pollination from male plants in the population or from adjacent fields. Pollination of female plants substantially reduces the amount of CBD made by the plants due to the reduction of trichome producing pistils and energy going toward making seed, which is low in CBD. Huang et al. successfully expressed the Solo Dancers and Barnase genes using a fusion gene, which resulted in fully sterile male/female flowers in *Arabidopsis* and tobacco without affecting growth or development. Since *Cannabis* can be easily cloned from a “mother” plant as demonstrated herein, a female sterile plant could be of high value to the grower in eliminating the risk of pollination to the crop.

Increasing trichome numbers: Cannabinoids are mainly made and secreted in the trichomes of the cannabis plant, and more specifically the trichomes associated with female flowers (pistils) of the plant. Increasing the number of trichomes will increase the total cannabinoid production in the plant. Tian, et al. successfully overexpressed the BraLTP2, a lipid transfer protein from *Brassica napus*, resulting in a 10-fold increase of trichomes in *B. napus*. The transgenic lines also produce elevated levels of 43 different secondary metabolites, which could also prove interesting to the amount and type of cannabinoids made in a transgenic cannabis plant with overexpression of this type of gene. LTPs belong to a large multigene family with many complex physiological functions. We have identified similar genes in the cannabis genome and propose to overexpress both the *B.*

napus BraLTP2 as well as some homologues from cannabis. These genes could be driven by either a constitutive or flower/pistil specific promoter to drive these potential outcomes. Transgenic plants would be visually screened for an increase in trichomes as well as tested for cannabinoid content using our UPLC.

High CBGA plants: The CsPT1 ((geranylpyrophosphate: olivetolate geranyltransferase (GOT)) gene is involved in the production of CBGA, the precursor to THCA and CBDA. By overexpressing this gene, it may be possible to increase the amount of CBGA in the plant resulting in the increase of the downstream cannabinoids CBDA and THCA. This approach could also be used in conjunction with knocking out the THCA synthase gene and ultimately making a very high CBDA plant with little or no THCA.

Herbicide resistant plants: Like many other plants, cannabis has an EPSP Synthase gene. It is known that changes to 1-3 amino acids in this gene tend to confer glyphosate resistance to the plant. Since weed pressure in cannabis is high due to the competition of weeds before its canopy is established, this would be a good target. Currently there are no federally registered pesticides for cannabis. A gene editing is used to make the required amino acid substitutions, and produce a glyphosate resistant cannabis plant.

Example 10

Transgenic T0 *Cannabis* plant generation using particle-mediated transformation of *Cannabis* meristem explants—We tested 10 leaves of the twin particle gun event described in Example 8, WP-001181-1b “Hernanda” for aadA1a by PCR and GUS by expression and all 10 leaves were positive. (FIGS. 72-74). As described herein (Example 2), it is also possible to transform plastids and/or proplastids of *Cannabis* meristem explants using plastid specific promoters driving aadA (and GOI) such as the large subunit promoter of RUBISCO; or a suitable prokaryotic promoter. This would give advantages of plastid transformation (maternal inheritance with null pollen, whole operon engineering, greater protein expression, etc.) in *Cannabis* and *Cannabis* breeding.

Alternate seed conditioning without imbibition—We were able to get radical emergence from *Cannabis* seed of the Badger variety using seed sanitization followed by incubation at 37° C. without imbibition. This enables new forms of both hand and machine excision and storage (as seed coat is split but at relatively low moisture compared with imbibed seed). (FIG. 75)

Transient transformation and Stable expression of RFP (tdTomato) in Badger variety using *Agrobacterium*-mediated transformation of meristem explants—We have also demonstrated transient expression of GUS in meristem explants of the elite Badger variety using meristem explants inoculated with Ar18r12v/DICOTBINARY-19 (derived from seed imbibed overnight at 23° C. or 37° C.) under a variety of co-culture conditions (FIGS. 76-78).

SEQUENCE LISTING

<160> NUMBER OF SEQ ID NOS: 61
 <210> SEQ ID NO 1
 <211> LENGTH: 1638
 <212> TYPE: DNA
 <213> ORGANISM: Cannabis sativa
 <400> SEQUENCE: 1

-continued

```

atgaattgct cagcattttc cttttggttt gtttgcaaaa taatattttt ctttctctca    60
ttccatatcc aaatttcaat agctaactct cgagaaaact tccttaaatg cttctcaaaa    120
catattccca acaatgtagc aaatccaaaa ctcgtatata ctcaacacga ccaattgtat    180
atgtctatcc tgaattcgac aatacaaaa cttagattca tctctgatac aacccccaaaa    240
ccactcgta  ttgtactcc  ttcaataac  tcccatatcc  aagcaactat  tttatgctct  300
aagaaagttg gcttgcagat tcgaactcga agcgggtggcc atgatgctga gggatgtgcc  360
tacatatctc aagtccatt  tgtttagta  gacttgagaa  acatgattc  gatcaaaata  420
gatgttcata gccaaactgc gtgggttgaa gccggagcta ccttggaga agtttattat  480
tggatcaatg agaagaatga gaatcttagt tttctggtg ggtattgccc tactgttggc  540
gtagggtggc actttagtgg aggaggctat ggagcattga tgcgaaatta tggccttgcg  600
gctgataata ttattgatgc acacttagtc aatgttgatg gaaaagtctt agatcgaaaa  660
tccatgggag aagatctggt ttgggtata  cgtgggtggtg gaggagaaaa ctttggaatc  720
attgcagcat gaaaaatcaa actggttgat gtcccatcaa agtctactat attcagtgtt  780
aaaaagaaca tggagatata tgggcttgtc aagttattta acaaatggca aaatattgct  840
tacaagtatg acaaagattt agtactcatg actcacttca taacaaagaa tattacagat  900
aatcatggga agaataagac tacagtacat ggttacttct cttcaatttt tcatggtgga  960
gtggatagtc tagtcgactt gatgaacaag agctttcctg agttgggtat taaaaaaaaact 1020
gattgcaaag aatttagctg gattgatata accatcttct acagtgggtg tgtaaathtt 1080
aacactgcta attttaaaaa ggaattttgg cttgatagat cagctgggaa gaagacggct 1140
ttctcaatta agttagacta tgtaagaaa ccaattccag aaactgcaat ggtcaaaatt 1200
ttggaaaaat tatatgaaga agatgtagga gctgggatgt atgtgttga cccttacggt 1260
ggataaatgg aggagatttc agaatcagca attccattcc ctcacgagc tggaaataatg 1320
tatgaacttt ggtacactgc ttctggggag aagcaagaag ataataaaaa gcataataac 1380
tgggttcgaa gtgtttataa ttttacgact ccttatgtgt cccaaaaatcc aagattggcg 1440
tatctcaatt atagggacct tgatttagga aaaactaatc atgcgagtcc taataattac 1500
acacaagcac gtatttgggg tgaaaagat  tttggtaaaa attttaacag gttagttaag 1560
gtgaaaaacta aagttgatcc caataatttt tttagaaacg aacaaagat  cccacctctt 1620
ccaccgatc  atcattaa  1638

```

<210> SEQ ID NO 2

<211> LENGTH: 1638

<212> TYPE: DNA

<213> ORGANISM: Cannabis sativa

<400> SEQUENCE: 2

```

atgaattgct cagcattttc cttttggttt gtttgcaaaa taatattttt ctttctctca    60
ttccatatcc aaatttcaat agctaactct cgagaaaact tccttaaatg cttctcaaaa    120
catattccca acaatgtagc aaatccaaaa ctcgtatata ctcaacacga ccaattgtat    180
atgtctatcc tgaattcgac aatacaaaa cttagattca tctctgatac aacccccaaaa    240
ccactcgta  ttgtactcc  ttcaataac  tcccatatcc  aagcaactat  tttatgctct  300
aagaaagttg gcttgcagat tcgaactcga agcgggtggcc atgatgctga gggatgtgcc  360
tacatatctc aagtccatt  tgtttagta  gacttgagaa  acatgattc  gatcaaaata  420

```

-continued

gatgttcata gccaaactgc gtgggttgaa gccggagcta cccctggaga agtttattat	480
tggatcaatg agaagaatga gaatcttagt tttcctggtg ggtattgccc tactgttggc	540
gtaggtggac actttagtgg aggaggctat ggagcattga tgcgaaatta tggccttgcg	600
gctgataata ttattgatgc acacttagtc aatgttgatg gaaaagtctt agatcgaaaa	660
tccatgggag aagatctggt ttgggtata cgtgggtggtg gaggagaaaa ctttggaatc	720
attgcagcat ggaaaaatcaa actggttgct gtcccatcaa agtctactat attcagtgtt	780
aaaaagaaca tggagatata tgggcttgct aagttattta acaaatggca aaatattgct	840
tacaagtatg acaaaagattt agtactcatg actcacttca taacaaagaa tattacagat	900
aatcatggga agaataagac tacagtacat ggttacttct cttcaatttt tcatggtgga	960
gtggatagtc tagtcgactt gatgaacaag agctttcgtg agttgggtat taaaaaaact	1020
gattgcaaag aatttagctg gattgatata accatcttct acagtgggtg tgtaaatttt	1080
aacactgcta attttaaaaa ggaaattttg cttgatagat cagctgggaa gaagacggct	1140
ttctcaatta agttagacta tgtaagaaa ccaattccag aaactgcaat ggtcaaaatt	1200
ttggaaaaat tatatgaaga agatgtagga gctgggatgt atgtgttga cccctacggt	1260
ggataaatgg aggagatttc agaatcagca attccattcc ctcatcgagc tggaaatag	1320
tatgaacttt ggtacactgc ttctgggag aagcaagaag ataataaaaa gcataataac	1380
tgggttcgaa gtgtttataa ttttacgact ccttatgtgt cccaaaatcc aagattggcg	1440
tatctcaatt atagggacct tgatttagga aaaactaatc atgcgagtcc taataattac	1500
acacaagcac gtatttgggg tgaaaagtat tttggtaaaa attttaacag gttagttaag	1560
gtgaaaacta aagttgatcc caataatttt tttagaaacg aacaaagtat cccacctctt	1620
mcaccgcac atcattaa	1638

<210> SEQ ID NO 3

<211> LENGTH: 1635

<212> TYPE: DNA

<213> ORGANISM: Cannabis sativa

<400> SEQUENCE: 3

atgaattgct cagcattttc cttttggttt gtttgcaaaa taatattttt ctttctctca	60
ttccatatcc aaatttcaat agctaactct cgagaaaaact tccttaaatg ctttcaaaa	120
catattccca acaatgtagc aaatccaaaa ctctgtatata ctcaacacga ccaattgtat	180
atgtctatcc tgaattcgac aatacaaaat cttagattca tctctgatac aacccccaaa	240
ccactcgtta ttgactecct tcaaaataac tccatatcc aagcaactat tttatgctct	300
aagaaagttg gcttgcagat tcgaaactga agcgggtggcc atgatgctga gggatgtcc	360
tacatatctc aagtccatt tgtttagta gacttgagaa acatgattc gatcaaaata	420
gatgttcata gccaaactgc gtgggttgaa gccggagcta cccctggaga agtttattat	480
tggatcaatg agaagaatga gaatcttagt tttcctggtg ggtattgccc tactgttggc	540
gtaggtggac actttagtgg aggaggctat ggagcattga tgcgaaatta tggccttgcg	600
gctgataata ttattgatgc acacttagtc aatgttgatg gaaaagtctt agatcgaaaa	660
tccatgggag aagatctggt ttgggtata cgtgggtggtg gaggagaaaa ctttggaatc	720
attgcagcat ggaaaaatcaa actggttgct gtcccatcaa agtctactat attcagtgtt	780
aaaaagaaca tggagatata tgggcttgct aagttattta acaaatggca aaatattgct	840
tacaagtatg acaaaagattt agtactcatg actcacttca taacaaagaa tattacagat	900

-continued

```

aatcatggga agaataagac tacagtacat ggttacttct cttcaatfff tcatggtgga 960
gtggatagtc tagtcgactt gatgaacaag agctttctctg agttgggtat taaaaaaact 1020
gattgcaaag aatttagctg gattgatata accatcttct acagtgggtg tgtaaatfff 1080
aacactgcta attttaaaaa ggaaatfff cttgatagat cagctgggaa gaagacggct 1140
ttctcaatta agttagacta tgtaagaaa ccaattccag aaactgcaat ggtcaaaatt 1200
ttgaaaaaat tatatgaaga agatgtagga gctgggatgt atgtgttga cccttacggt 1260
ggtataatgg aggagatttc agaatacagca attccattcc ctcatcgagc tggaataatg 1320
tatgaactff ggtacactgc ttctgggag aagcaagaag ataataaaaa gcataataac 1380
tgggttcgaa gtgtttataa ttttacgact cttatgtgt cccaaaaatcc aagattggcg 1440
tatctcaatt atagggacct tgatttagga aaaactaatc atgctgagtc taataattac 1500
acacaagcac gtatttgggg tgaaaagtat tttggtaaaa attttaacag gttagttaag 1560
gtgaaaaacta aagttgatcc caataatfff tttagaaacg aacaagtat cccacctctt 1620
ccaccgcatc atcat 1635

```

<210> SEQ ID NO 4

<211> LENGTH: 1638

<212> TYPE: DNA

<213> ORGANISM: Cannabis sativa

<400> SEQUENCE: 4

```

atgaattgct cagcattttc cttttggttt gtttgcaaaa taatattfff ctttctctca 60
ttccatatcc aaatffcaat agctaactct cgagaaaaact tccttaaatg ctttcaaaa 120
catattccca acaatgtagc aaatccaaaa ctctgatata ctcaacacga ccaattgtat 180
atgtctatcc tgaattcgac aatacaaaat cttagattca tctctgatac aacccccaaa 240
ccactcgtta ttgtcactcc ttcaataaac tcccatatcc aagcaactat tttatgctct 300
aagaaagtgg gcttgccagat tcgaactcga agcgggtggc atgatgctga gggatgtcc 360
tacatatctc aagtccattt tgtttagta gacttgagaa acatgattc gatcaaaata 420
gatgttcata gccaaactgc gtgggttgaa gccggagcta ccttgagaga agtttattat 480
tggatcaatg agaagaatga gaatcttagt tttctgggtg ggtattgccc tactgttggc 540
gtaggtggac acttttagtg aggaggctat ggagcattga tgcgaaatta tggccttgcg 600
gctgataata tcattgatgc acacttagtc aatgttgatg gaaaagtctt agatcgaaaa 660
tccatgggag aagatctggt ttgggtata cgtgggtggg gaggagaaaa ctttggaatc 720
attgcagcat ggaaaatcaa actggttgct gtccatcaa agtctactat attcagtgtt 780
aaaaagaaca tggagatata tgggcttgtc aagttattta acaaatggca aaatattgct 840
tacaagtatg acaagattt agtactcatg actcacttca taacaaagaa tattacagat 900
aatcatggga agaataagac tacagtacat ggttacttct cttcaatfff tcatggtgga 960
gtggatagtc tagtcgactt gatgaacaag agctttctctg agttgggtat taaaaaaact 1020
gattgcaaag aatttagctg gattgatata accatcttct acagtgggtg tgtaaatfac 1080
aacactgcta attttaaaaa ggaaatfff cttgatagat cagctgggaa gaagacggct 1140
ttctcaatta agttagacta tgtaagaaa ccaattccag aaactgcaat ggtcaaaatt 1200
ttgaaaaaat tatatgaaga agatgtagga gctgggatgt atgtgttga cccttacggt 1260
ggtataatgg aggagatttc agaatacagca attccattcc ctcatcgagc tggaataatg 1320

```

-continued

tatgaacttt ggtacactgc ttctgggag aagcaagaag ataataaaaa gcatataaac	1380
tgggttcgaa gtgtttataa ttttacgact ccttatgtgt cccaaaaatcc aagattggcg	1440
tatctcaatt atagggacct tgatttagga aaaactaatc atgcgagtcc taataattac	1500
acacaagcac gtatttgggg tgaaaagat tttggtaaaa attttaacag gttagttaag	1560
gtgaaaacta aagttgatcc caataathtt tttagaaacg aacaaagat cccacctctt	1620
ccaccgcatc atcattaa	1638

<210> SEQ ID NO 5

<211> LENGTH: 1638

<212> TYPE: DNA

<213> ORGANISM: Cannabis sativa

<400> SEQUENCE: 5

atgaattgct cagcattctc cttttggttt gtttgcaaaa taatattttt cttctctca	60
ttcaatatcc aaatttcaat agctaactcc caagaaaact tccttaaatg cttctcggaa	120
tatattccta acaatccagc aaatccaaaa ttcataatac ctcaacacga ccaattgtat	180
atgtctgtcc tgaattcgac aatacaaaat cttagattca cctctgatac aaccceaaaa	240
ccactcgtta ttgtcactcc tcaaatgtc tcccatatcc aggccagtat tctctgctcc	300
aagaaagtgt gtttgcagat tcgaactcga agcgggtggc atgatgtga gggtttgtcc	360
tacatatctc aagtcccatt tgctatagta gacttgagaa acatgcatac ggtcaaagta	420
gatattcata gccaaactgc gtgggttgaa gccggagcta cccctggaga agtttattat	480
tggatcaatg agatgaatga gaattttagt tttcctggtg ggtattgccc tactgttggc	540
gtagggtggc acttttagtg aggaggctat ggagcattga tgcgaaatta tggccttgcg	600
gctgataata tcattgatgc acacttagtc aatgttgatg gaaaagtctt agatcgaata	660
tccatgggag aagatctatt ttgggtata cgtgggtggg gaggagaaaa ctttggaaac	720
attgcagcat gaaaaatcaa acttgttgtt gtcccatcaa aggcactatc attcagtgtt	780
aaaaagaaca tggagataca tgggcttgtc aagttattta acaaatggca aaatattgct	840
tacaagtatg acaagattt aatgctcacg actcactca gaactaggaa tattacagat	900
aatcatggga agaataagac tacagtacat ggtaacttct cttccatttt tcttgggtga	960
gtggatagtc tagttgactt gatgaacaag agctttcctg agttgggtat taaaaaaact	1020
gattgcaaag aattgagctg gattgataca accatcttct acagtgggtg tgtaaattac	1080
aacactgcta attttaaaaa gaaattttg cttgatagat cagctgggaa gaagacggct	1140
ttctcaatta agttagacta tgtaagaaa ctaatactg aaactgcaat ggtcaaaatt	1200
ttggaaaaat tatatgaaga agaggttaga gttgggatgt atgtgttgta cccttacggt	1260
ggtataatgg atgagatttc agaatcagca attccattcc ctcacgagc tggataaatg	1320
tatgaacttt ggtacactgc tacctgggag aagcaagaag ataacgaaaa gcatataaac	1380
tgggttcgaa gtgtttataa tttcacact ccttatgtgt cccaaaaatcc aagattggcg	1440
tatctcaatt atagggacct tgatttagga aaaactaatc ctgagagtcc taataattac	1500
acacaagcac gtatttgggg tgaaaagat tttggtaaaa attttaacag gttagttaag	1560
gtgaaaacca aagctgatcc caataathtt tttagaaacg aacaaagat cccacctctt	1620
ccaccgctc atcattaa	1638

<210> SEQ ID NO 6

<211> LENGTH: 545

-continued

<212> TYPE: PRT
 <213> ORGANISM: Cannabis sativa
 <400> SEQUENCE: 6

Met Asn Cys Ser Ala Phe Ser Phe Trp Phe Val Cys Lys Ile Ile Phe
 1 5 10 15

Phe Phe Leu Ser Phe His Ile Gln Ile Ser Ile Ala Asn Pro Arg Glu
 20 25 30

Asn Phe Leu Lys Cys Phe Ser Lys His Ile Pro Asn Asn Val Ala Asn
 35 40 45

Pro Lys Leu Val Tyr Thr Gln His Asp Gln Leu Tyr Met Ser Ile Leu
 50 55 60

Asn Ser Thr Ile Gln Asn Leu Arg Phe Ile Ser Asp Thr Thr Pro Lys
 65 70 75 80

Pro Leu Val Ile Val Thr Pro Ser Asn Asn Ser His Ile Gln Ala Thr
 85 90 95

Ile Leu Cys Ser Lys Lys Val Gly Leu Gln Ile Arg Thr Arg Ser Gly
 100 105 110

Gly His Asp Ala Glu Gly Met Ser Tyr Ile Ser Gln Val Pro Phe Val
 115 120 125

Val Val Asp Leu Arg Asn Met His Ser Ile Lys Ile Asp Val His Ser
 130 135 140

Gln Thr Ala Trp Val Glu Ala Gly Ala Thr Leu Gly Glu Val Tyr Tyr
 145 150 155 160

Trp Ile Asn Glu Lys Asn Glu Asn Leu Ser Phe Pro Gly Gly Tyr Cys
 165 170 175

Pro Thr Val Gly Val Gly Gly His Phe Ser Gly Gly Gly Tyr Gly Ala
 180 185 190

Leu Met Arg Asn Tyr Gly Leu Ala Ala Asp Asn Ile Ile Asp Ala His
 195 200 205

Leu Val Asn Val Asp Gly Lys Val Leu Asp Arg Lys Ser Met Gly Glu
 210 215 220

Asp Leu Phe Trp Ala Ile Arg Gly Gly Gly Gly Glu Asn Phe Gly Ile
 225 230 235 240

Ile Ala Ala Trp Lys Ile Lys Leu Val Asp Val Pro Ser Lys Ser Thr
 245 250 255

Ile Phe Ser Val Lys Lys Asn Met Glu Ile His Gly Leu Val Lys Leu
 260 265 270

Phe Asn Lys Trp Gln Asn Ile Ala Tyr Lys Tyr Asp Lys Asp Leu Val
 275 280 285

Leu Met Thr His Phe Ile Thr Lys Asn Ile Thr Asp Asn His Gly Lys
 290 295 300

Asn Lys Thr Thr Val His Gly Tyr Phe Ser Ser Ile Phe His Gly Gly
 305 310 315 320

Val Asp Ser Leu Val Asp Leu Met Asn Lys Ser Phe Pro Glu Leu Gly
 325 330 335

Ile Lys Lys Thr Asp Cys Lys Glu Phe Ser Trp Ile Asp Thr Thr Ile
 340 345 350

Phe Tyr Ser Gly Val Val Asn Phe Asn Thr Ala Asn Phe Lys Lys Glu
 355 360 365

Ile Leu Leu Asp Arg Ser Ala Gly Lys Lys Thr Ala Phe Ser Ile Lys
 370 375 380

Leu Asp Tyr Val Lys Lys Pro Ile Pro Glu Thr Ala Met Val Lys Ile
 385 390 395 400

-continued

Leu Glu Lys Leu Tyr Glu Glu Asp Val Gly Ala Gly Met Tyr Val Leu
 405 410 415
 Tyr Pro Tyr Gly Gly Ile Met Glu Glu Ile Ser Glu Ser Ala Ile Pro
 420 425 430
 Phe Pro His Arg Ala Gly Ile Met Tyr Glu Leu Trp Tyr Thr Ala Ser
 435 440 445
 Trp Glu Lys Gln Glu Asp Asn Glu Lys His Ile Asn Trp Val Arg Ser
 450 455 460
 Val Tyr Asn Phe Thr Thr Pro Tyr Val Ser Gln Asn Pro Arg Leu Ala
 465 470 475 480
 Tyr Leu Asn Tyr Arg Asp Leu Asp Leu Gly Lys Thr Asn His Ala Ser
 485 490 495
 Pro Asn Asn Tyr Thr Gln Ala Arg Ile Trp Gly Glu Lys Tyr Phe Gly
 500 505 510
 Lys Asn Phe Asn Arg Leu Val Lys Val Lys Thr Lys Val Asp Pro Asn
 515 520 525
 Asn Phe Phe Arg Asn Glu Gln Ser Ile Pro Pro Leu Pro Pro His His
 530 535 540
 His
 545

<210> SEQ ID NO 7
 <211> LENGTH: 20
 <212> TYPE: DNA
 <213> ORGANISM: Artificial Sequence
 <220> FEATURE:
 <223> OTHER INFORMATION: Synthetic- guide RNA

<400> SEQUENCE: 7

tgccagcatgg aaaatcaaac

20

<210> SEQ ID NO 8
 <211> LENGTH: 20
 <212> TYPE: DNA
 <213> ORGANISM: Artificial Sequence
 <220> FEATURE:
 <223> OTHER INFORMATION: Synthetic- guide RNA

<400> SEQUENCE: 8

cccttacggt ggtataatgg

20

<210> SEQ ID NO 9
 <211> LENGTH: 20
 <212> TYPE: DNA
 <213> ORGANISM: Artificial Sequence
 <220> FEATURE:
 <223> OTHER INFORMATION: Synthetic- guide RNA

<400> SEQUENCE: 9

tagctattga aatttgata

20

<210> SEQ ID NO 10
 <211> LENGTH: 20
 <212> TYPE: DNA
 <213> ORGANISM: Artificial Sequence
 <220> FEATURE:
 <223> OTHER INFORMATION: Synthetic- guide RNA

<400> SEQUENCE: 10

tagagcataa aatagttgct

20

-continued

<210> SEQ ID NO 11
 <211> LENGTH: 1635
 <212> TYPE: DNA
 <213> ORGANISM: Cannabis sativa

<400> SEQUENCE: 11

```

atgaagtgct caacattctc cttttggttt gtttgcaaga taatattttt ctttttctca    60
ttcaatatcc aaacttccat tgctaactct cgagaaaact tccttaaatg cttctcgcaa    120
tatattccca ataatgcaac aaatctaaaa ctcgatatca ctcaaaaaca cccattgtat    180
atgtctgtcc taaattcgac aatacacaat cttagattca gctctgacac aacccccaaa    240
ccacttgta  tcgtcactcc ttcacatgtc tctcatatcc aaggcactat tctatgctcc    300
aagaaagttg gcttgccgat tcgaactcga agtgggtggc atgattctga gggcattgctcc    360
tacatatctc aagteccatt tggtatagta gacttgagaa acatgcgttc aatcaaaata    420
gatgttcata gccaaactgc atgggttgaa gccggagcta ccttgagaga agtttattat    480
tgggttaatg agaaaaatga gagtcttagt ttggctgctg ggtattgccc tactgtttgc    540
gcagggtggc actttggtgg aggaggctat ggaccattga tgagaagcta tggcctcgcg    600
gctgataata tcattgatgc aacttagtgc aacgttcctg gaaaagtgct agatcgaaaa    660
tctatggggg aagatctctt ttgggcttta cgtgggtggtg gagcagaaaag cttcggaatc    720
attgtagcat ggaaaattag actggttgct gtcccaaagt ctactatggt tagtgtaaaa    780
aagatcatgg agatacatga gcttgccaag ttagttaaca aatggcaaaa tattgcttac    840
aagtatgaca aagatttatt actcatgact cacttcataa ctaggaacat tacagataat    900
caagggaaga ataagacagc aatacacact tacttctctt cagttttcct tgggtggagtg    960
gatagtctag tcgacttgat gaacaagagt tttcctgagt tgggtattaa aaaaacggat   1020
tgcagacaat tgagctggat tgatactatc atcttctata gtggtggtgt aaattacgac   1080
actgataatt ttaacaagga aattttgctt gatagatccg ctgggcagaa cggtgctttc   1140
aagattaagt tagactacgt taagaaacca attccagaat ctgtatttgt ccaaattttg   1200
gaaaaattat atgaagaaga tataggagct gggatgtatg cgttgtaacc ttacggtggt   1260
ataatggatg agattttctga atcagcaatt ccattcctc atcgagctgg aatcttgtat   1320
gagttatggt acatatgtag ctgggagaag caagaagata acgaaaagca tctaaactgg   1380
attagaaata tttataactt catgactcct tatgtgtccc aaaatccaag attggcatat   1440
ctcaattata gagaccttga tataggaata aatgatccca agaatccaaa taattacaca   1500
caagcacgta tttgggtgta gaagtatttt ggtaaaaatt ttgacaggct agtaaaagtg   1560
aaaaccctgg ttgatoccaa taattttttt agaaaacgaac aaagcatccc acctcttcca   1620
cggcatcgtc attaa                                     1635

```

<210> SEQ ID NO 12
 <211> LENGTH: 544
 <212> TYPE: PRT
 <213> ORGANISM: Cannabis sativa

<400> SEQUENCE: 12

```

Met Lys Cys Ser Thr Phe Ser Phe Trp Phe Val Cys Lys Ile Ile Phe
 1           5           10          15

Phe Phe Phe Ser Phe Asn Ile Gln Thr Ser Ile Ala Asn Pro Arg Glu
 20          25          30

Asn Phe Leu Lys Cys Phe Ser Gln Tyr Ile Pro Asn Asn Ala Thr Asn

```

-continued

35					40					45					
Leu	Lys	Leu	Val	Tyr	Thr	Gln	Asn	Asn	Pro	Leu	Tyr	Met	Ser	Val	Leu
50						55				60					
Asn	Ser	Thr	Ile	His	Asn	Leu	Arg	Phe	Ser	Ser	Asp	Thr	Thr	Pro	Lys
65					70					75					80
Pro	Leu	Val	Ile	Val	Thr	Pro	Ser	His	Val	Ser	His	Ile	Gln	Gly	Thr
					85					90					95
Ile	Leu	Cys	Ser	Lys	Lys	Val	Gly	Leu	Gln	Ile	Arg	Thr	Arg	Ser	Gly
					100				105					110	
Gly	His	Asp	Ser	Glu	Gly	Met	Ser	Tyr	Ile	Ser	Gln	Val	Pro	Phe	Val
					115				120					125	
Ile	Val	Asp	Leu	Arg	Asn	Met	Arg	Ser	Ile	Lys	Ile	Asp	Val	His	Ser
					130			135						140	
Gln	Thr	Ala	Trp	Val	Glu	Ala	Gly	Ala	Thr	Leu	Gly	Glu	Val	Tyr	Tyr
145					150					155					160
Trp	Val	Asn	Glu	Lys	Asn	Glu	Ser	Leu	Ser	Leu	Ala	Ala	Gly	Tyr	Cys
					165					170					175
Pro	Thr	Val	Cys	Ala	Gly	Gly	His	Phe	Gly	Gly	Gly	Gly	Tyr	Gly	Pro
					180				185					190	
Leu	Met	Arg	Ser	Tyr	Gly	Leu	Ala	Ala	Asp	Asn	Ile	Ile	Asp	Ala	His
					195				200					205	
Leu	Val	Asn	Val	His	Gly	Lys	Val	Leu	Asp	Arg	Lys	Ser	Met	Gly	Glu
					210				215					220	
Asp	Leu	Phe	Trp	Ala	Leu	Arg	Gly	Gly	Gly	Ala	Glu	Ser	Phe	Gly	Ile
225					230					235					240
Ile	Val	Ala	Trp	Lys	Ile	Arg	Leu	Val	Ala	Val	Pro	Lys	Ser	Thr	Met
					245				250						255
Phe	Ser	Val	Lys	Lys	Ile	Met	Glu	Ile	His	Glu	Leu	Val	Lys	Leu	Val
					260				265					270	
Asn	Lys	Trp	Gln	Asn	Ile	Ala	Tyr	Lys	Tyr	Asp	Lys	Asp	Leu	Leu	Leu
					275				280					285	
Met	Thr	His	Phe	Ile	Thr	Arg	Asn	Ile	Thr	Asp	Asn	Gln	Gly	Lys	Asn
					290				295					300	
Lys	Thr	Ala	Ile	His	Thr	Tyr	Phe	Ser	Ser	Val	Phe	Leu	Gly	Gly	Val
305					310					315					320
Asp	Ser	Leu	Val	Asp	Leu	Met	Asn	Lys	Ser	Phe	Pro	Glu	Leu	Gly	Ile
					325					330				335	
Lys	Lys	Thr	Asp	Cys	Arg	Gln	Leu	Ser	Trp	Ile	Asp	Thr	Ile	Ile	Phe
					340				345					350	
Tyr	Ser	Gly	Val	Val	Asn	Tyr	Asp	Thr	Asp	Asn	Phe	Asn	Lys	Glu	Ile
					355				360					365	
Leu	Leu	Asp	Arg	Ser	Ala	Gly	Gln	Asn	Gly	Ala	Phe	Lys	Ile	Lys	Leu
					370				375					380	
Asp	Tyr	Val	Lys	Lys	Pro	Ile	Pro	Glu	Ser	Val	Phe	Val	Gln	Ile	Leu
385					390					395					400
Glu	Lys	Leu	Tyr	Glu	Glu	Asp	Ile	Gly	Ala	Gly	Met	Tyr	Ala	Leu	Tyr
					405				410					415	
Pro	Tyr	Gly	Gly	Ile	Met	Asp	Glu	Ile	Ser	Glu	Ser	Ala	Ile	Pro	Phe
					420				425					430	
Pro	His	Arg	Ala	Gly	Ile	Leu	Tyr	Glu	Leu	Trp	Tyr	Ile	Cys	Ser	Trp
					435				440					445	
Glu	Lys	Gln	Glu	Asp	Asn	Glu	Lys	His	Leu	Asn	Trp	Ile	Arg	Asn	Ile
					450				455					460	

-continued

Tyr Asn Phe Met Thr Pro Tyr Val Ser Gln Asn Pro Arg Leu Ala Tyr
 465 470 475 480
 Leu Asn Tyr Arg Asp Leu Asp Ile Gly Ile Asn Asp Pro Lys Asn Pro
 485 490 495
 Asn Asn Tyr Thr Gln Ala Arg Ile Trp Gly Glu Lys Tyr Phe Gly Lys
 500 505 510
 Asn Phe Asp Arg Leu Val Lys Val Lys Thr Leu Val Asp Pro Asn Asn
 515 520 525
 Phe Phe Arg Asn Glu Gln Ser Ile Pro Pro Leu Pro Arg His Arg His
 530 535 540

<210> SEQ ID NO 13
 <211> LENGTH: 1635
 <212> TYPE: DNA
 <213> ORGANISM: Cannabis sativa

<400> SEQUENCE: 13

atgaagtgct caacattctc cttttggttt gtttgcaaga taatattttt ctttttctca 60
 ttcaatatcc aaacttccat tgctaatect cgagaaaact tccttaaatg cttctcgcaa 120
 tataattccca ataattgcaac aaatctaaaa ctctgtatata ctcaaaaaca cccattgtat 180
 atgtctgtcc taaattcgac aatacacaat cttagattca cctctgacac aacccccaaa 240
 ccacttgta tcgtcaactcc ttcacatgtc tctcatatcc aaggcactat tctatgctcc 300
 aagaaagttg gcttgccagat tcgaactcga agtgggtggc atgattctga gggcatgtcc 360
 tacatatctc aagtcocatt tgttatagta gacttgagaa acatgcgttc aatcaaaata 420
 gatgttcata gccaaactgc atgggttgaa gccggagcta cccttgagaga agtttattat 480
 tgggttaatg agaaaaatga gaatcttagt ttggcggctg ggtattgccc tactgtttgc 540
 gcagggtggac actttggtgg aggaggctat ggaccattga tgagaaaacta tggcctcgcg 600
 gctgataata tcattgatgc acacttagtc aacgttcctg gaaaagtgct agatcgaaaa 660
 tctatggggg aagatctctt ttgggcttta cgtgggtggg gagcagaaaag cttecggaatc 720
 attgtagcat ggaaaattag actggttgct gtcccaaagt ctactatggt tagtgtaaa 780
 aagatcatgg agatacatga gcttgcaag ttagttaaca aatggcaaaa tattgcttac 840
 aagtatgaca aagatttatt actcatgact cacttcataa ctaggaacat tacagataat 900
 caagggaaga ataagacagc aatacacact tacttctctt cagtttctct tgggtggagtg 960
 gatagtctag tcgacttgat gaacaagagt tttcctgagt tgggtattaa aaaaacggat 1020
 tgcagacaat tgagctggat tgatactatc atcttctata gtgggtgtgt aaattacgac 1080
 actgataatt ttaacaagga aattttgctt gatagatccg ctgggcagaa cgggtgcttc 1140
 aagattaagt tagactacgt taagaaacca attccagaat ctgtatttgt ccaaattttg 1200
 gaaaaattat atgaagaaga tataggagct gggatgtatg cgttgtaacc ttacggtggt 1260
 ataatggatg agatttcaga atcagcaatt ccattccctc atcgagctgg aatcttgat 1320
 gagttaggtg acatatgtag ttgggagaag caagaagata acgaaaagca tctaaactgg 1380
 attagaaata tttataactt catgactcct tatgtgtcca aaaatccaag attggcatat 1440
 ctcaattata gagacctgta tataggaata aatgatccca agaatccaaa taattacaca 1500
 caagcacgta tttgggtgta gaagtatttt ggtaaaaatt ttgacaggct agtaaaagtg 1560
 aaaaccctgg ttgatcccaa taactttttt agaaaagaa aaagcatccc acctcttcca 1620
 cggcatcgtc attaa 1635

-continued

```

<210> SEQ ID NO 14
<211> LENGTH: 544
<212> TYPE: PRT
<213> ORGANISM: Cannabis sativa

<400> SEQUENCE: 14

Met Lys Cys Ser Thr Phe Ser Phe Trp Phe Val Cys Lys Ile Ile Phe
 1          5          10          15

Phe Phe Phe Ser Phe Asn Ile Gln Thr Ser Ile Ala Asn Pro Arg Glu
 20          25          30

Asn Phe Leu Lys Cys Phe Ser Gln Tyr Ile Pro Asn Asn Ala Thr Asn
 35          40          45

Leu Lys Leu Val Tyr Thr Gln Asn Asn Pro Leu Tyr Met Ser Val Leu
 50          55          60

Asn Ser Thr Ile His Asn Leu Arg Phe Thr Ser Asp Thr Thr Pro Lys
 65          70          75          80

Pro Leu Val Ile Val Thr Pro Ser His Val Ser His Ile Gln Gly Thr
 85          90          95

Ile Leu Cys Ser Lys Lys Val Gly Leu Gln Ile Arg Thr Arg Ser Gly
 100         105         110

Gly His Asp Ser Glu Gly Met Ser Tyr Ile Ser Gln Val Pro Phe Val
 115         120         125

Ile Val Asp Leu Arg Asn Met Arg Ser Ile Lys Ile Asp Val His Ser
 130         135         140

Gln Thr Ala Trp Val Glu Ala Gly Ala Thr Leu Gly Glu Val Tyr Tyr
 145         150         155         160

Trp Val Asn Glu Lys Asn Glu Asn Leu Ser Leu Ala Ala Gly Tyr Cys
 165         170         175

Pro Thr Val Cys Ala Gly Gly His Phe Gly Gly Gly Gly Tyr Gly Pro
 180         185         190

Leu Met Arg Asn Tyr Gly Leu Ala Ala Asp Asn Ile Ile Asp Ala His
 195         200         205

Leu Val Asn Val His Gly Lys Val Leu Asp Arg Lys Ser Met Gly Glu
 210         215         220

Asp Leu Phe Trp Ala Leu Arg Gly Gly Gly Ala Glu Ser Phe Gly Ile
 225         230         235         240

Ile Val Ala Trp Lys Ile Arg Leu Val Ala Val Pro Lys Ser Thr Met
 245         250         255

Phe Ser Val Lys Lys Ile Met Glu Ile His Glu Leu Val Lys Leu Val
 260         265         270

Asn Lys Trp Gln Asn Ile Ala Tyr Lys Tyr Asp Lys Asp Leu Leu Leu
 275         280         285

Met Thr His Phe Ile Thr Arg Asn Ile Thr Asp Asn Gln Gly Lys Asn
 290         295         300

Lys Thr Ala Ile His Thr Tyr Phe Ser Ser Val Phe Leu Gly Gly Val
 305         310         315         320

Asp Ser Leu Val Asp Leu Met Asn Lys Ser Phe Pro Glu Leu Gly Ile
 325         330         335

Lys Lys Thr Asp Cys Arg Gln Leu Ser Trp Ile Asp Thr Ile Ile Phe
 340         345         350

Tyr Ser Gly Val Val Asn Tyr Asp Thr Asp Asn Phe Asn Lys Glu Ile
 355         360         365

Leu Leu Asp Arg Ser Ala Gly Gln Asn Gly Ala Phe Lys Ile Lys Leu

```


-continued

370	375	380
Asp Tyr Val Lys Lys Pro Ile Pro Glu Ser Val Phe Val Gln Ile Leu 385 390 395 400		
Glu Lys Leu Tyr Glu Glu Asp Ile Gly Ala Gly Met Tyr Ala Leu Tyr 405 410 415		
Pro Tyr Gly Gly Ile Met Asp Glu Ile Ser Glu Ser Ala Ile Pro Phe 420 425 430		
Pro His Arg Ala Gly Ile Leu Tyr Glu Leu Trp Tyr Ile Cys Ser Trp 435 440 445		
Glu Lys Gln Glu Asp Asn Glu Lys His Leu Asn Trp Ile Arg Asn Ile 450 455 460		
Tyr Asn Phe Met Thr Pro Tyr Val Ser Lys Asn Pro Arg Leu Ala Tyr 465 470 475 480		
Leu Asn Tyr Arg Asp Leu Asp Ile Gly Ile Asn Asp Pro Lys Asn Pro 485 490 495		
Asn Asn Tyr Thr Gln Ala Arg Ile Trp Gly Glu Lys Tyr Phe Gly Lys 500 505 510		
Asn Phe Asp Arg Leu Val Lys Val Lys Thr Leu Val Asp Pro Asn Asn 515 520 525		
Phe Phe Arg Asn Glu Gln Ser Ile Pro Pro Leu Pro Arg His Arg His 530 535 540		

<210> SEQ ID NO 15
 <211> LENGTH: 1635
 <212> TYPE: DNA
 <213> ORGANISM: Cannabis sativa
 <220> FEATURE:
 <221> NAME/KEY: misc_feature
 <222> LOCATION: (333)..(441)
 <223> OTHER INFORMATION: n is a, c, g, or t

<400> SEQUENCE: 15
 atgaagtact caacattctc cttttggttt gtttgcaaga taatattttt ctttttctca 60
 ttcaatatcc aaacttccat tgctaactct cgagaaaact tccttaaatg cttctcgcaa 120
 tatattccca ataatgcaac aaatctaaaa ctcgatataca ctcaaaacaa cccattgtat 180
 atgtctgtcc taaattcgac aatacacaat cttagattca gctctgacac aacccccaaa 240
 ccacttgta tcgtcactcc ttcacatgtc tctcatatcc aaggcactat tctatgctcc 300
 aagaaagtgt gcttgacagat tcgaactcga agnnnnnnnn nnnnnnnnnn nnnnnnnnnn 360
 nnnnnnnnnn nnnnnnnnnn nnnnnnnnnn nnnnnnnnnn nnnnnnnnnn nnnnnnnnnn 420
 nnnnnnnnnn nnnnnnnnnn ntgggttgaa gccggagcta cccttgaga agtttattat 480
 tgggttaagt agaaaaatga gagtcttagt ttggctgctg ggtattgccc tactgtttgc 540
 gcaggtggac actttggtgg aggaggctat ggaccattga tgagaagcta tggcctcgcg 600
 gctgataata tcatttagtc acacttagtc aacgttcatg gaaaagtgct agatcgaaaa 660
 tctatggggg aagatctctt ttgggcttta cgtgggtggtg gacgagaaag cttcggaatc 720
 attgtagcat ggaaaattag actggttgct gtcccaaagt ctactatggt tagtgttaaa 780
 aagatcatgg agatacatga gcttgcaag ttagttaaca aatggcaaaa tattgcttac 840
 aagtatgaca aagatttatt actcatgact cacttcataa ctaggaacat tacagataat 900
 caagggaaga ataagacagc aatacacact tacttctctt cagtttctct tgggtggagt 960
 gatagtctag tcgacttgat gaacaagagt tttctgagt tgggtattaa aaaaacggat 1020
 tgcagacaat tgagctggat tgatactatc atcttctata gtgggtgtgtg aaattacgac 1080

-continued

```

actgataatt ttaacaagga aattttgctt gatagatccg ctgggcagaa cggtgctttc 1140
aagattaagt tagactacgt taagaaacca attccagaat ctgtatttgt ccaaattttg 1200
gaaaaattat atgaagaaga tataggagct gggatgtatg cgttgtagcc ttacgggtgg 1260
ataatggatg agattttcga atcagcaatt ccattccctc atcgagctgg aatcttggat 1320
gagttatggt acatatgtag ctgggagaag caagaagata acgaaaagca tctaaactgg 1380
attagaaata tttataactt catgactcct tatgtgtccc aaaatccaag attggcatat 1440
ctcaattata gagacottga tataggaata aatgatccca agaatccaaa taattacaca 1500
caagcacgta tttggggtga gaagtatttt ggtaaaaatt ttgacaggct agtaaaagtg 1560
aaaaccctgg ttgatcccaa taattttttt agaaacgaac aaagcatccc acctcttcca 1620
cggcacatc attaa 1635

```

```

<210> SEQ ID NO 16
<211> LENGTH: 544
<212> TYPE: PRT
<213> ORGANISM: Cannabis sativa
<220> FEATURE:
<221> NAME/KEY: misc_feature
<222> LOCATION: (111)..(147)
<223> OTHER INFORMATION: Xaa can be any naturally occurring amino acid

```

<400> SEQUENCE: 16

```

Met Lys Tyr Ser Thr Phe Ser Phe Trp Phe Val Cys Lys Ile Ile Phe
1           5           10           15
Phe Phe Phe Ser Phe Asn Ile Gln Thr Ser Ile Ala Asn Pro Arg Glu
20           25           30
Asn Phe Leu Lys Cys Phe Ser Gln Tyr Ile Pro Asn Asn Ala Thr Asn
35           40           45
Leu Lys Leu Val Tyr Thr Gln Asn Asn Pro Leu Tyr Met Ser Val Leu
50           55           60
Asn Ser Thr Ile His Asn Leu Arg Phe Ser Ser Asp Thr Thr Pro Lys
65           70           75           80
Pro Leu Val Ile Val Thr Pro Ser His Val Ser His Ile Gln Gly Thr
85           90           95
Ile Leu Cys Ser Lys Lys Val Gly Leu Gln Ile Arg Thr Arg Xaa Xaa
100          105          110
Xaa Xaa Xaa Xaa Xaa Xaa Xaa Xaa Xaa Xaa Xaa Xaa Xaa Xaa Xaa Xaa
115          120          125
Xaa Xaa Xaa Xaa Xaa Xaa Xaa Xaa Xaa Xaa Xaa Xaa Xaa Xaa Xaa Xaa
130          135          140
Xaa Xaa Xaa Trp Val Glu Ala Gly Ala Thr Leu Gly Glu Val Tyr Tyr
145          150          155          160
Trp Val Asn Glu Lys Asn Glu Ser Leu Ser Leu Ala Ala Gly Tyr Cys
165          170          175
Pro Thr Val Cys Ala Gly Gly His Phe Gly Gly Gly Gly Tyr Gly Pro
180          185          190
Leu Met Arg Ser Tyr Gly Leu Ala Ala Asp Asn Ile Ile Asp Ala His
195          200          205
Leu Val Asn Val His Gly Lys Val Leu Asp Arg Lys Ser Met Gly Glu
210          215          220
Asp Leu Phe Trp Ala Leu Arg Gly Gly Gly Ala Glu Ser Phe Gly Ile
225          230          235          240
Ile Val Ala Trp Lys Ile Arg Leu Val Ala Val Pro Lys Ser Thr Met

```

-continued

245				250				255							
Phe	Ser	Val	Lys	Lys	Ile	Met	Glu	Ile	His	Glu	Leu	Val	Lys	Leu	Val
			260												270
Asn	Lys	Trp	Gln	Asn	Ile	Ala	Tyr	Lys	Tyr	Asp	Lys	Asp	Leu	Leu	Leu
			275												285
Met	Thr	His	Phe	Ile	Thr	Arg	Asn	Ile	Thr	Asp	Asn	Gln	Gly	Lys	Asn
															300
Lys	Thr	Ala	Ile	His	Thr	Tyr	Phe	Ser	Ser	Val	Phe	Leu	Gly	Gly	Val
															320
Asp	Ser	Leu	Val	Asp	Leu	Met	Asn	Lys	Ser	Phe	Pro	Glu	Leu	Gly	Ile
															335
Lys	Lys	Thr	Asp	Cys	Arg	Gln	Leu	Ser	Trp	Ile	Asp	Thr	Ile	Ile	Phe
															350
Tyr	Ser	Gly	Val	Val	Asn	Tyr	Asp	Thr	Asp	Asn	Phe	Asn	Lys	Glu	Ile
															365
Leu	Leu	Asp	Arg	Ser	Ala	Gly	Gln	Asn	Gly	Ala	Phe	Lys	Ile	Lys	Leu
															380
Asp	Tyr	Val	Lys	Lys	Pro	Ile	Pro	Glu	Ser	Val	Phe	Val	Gln	Ile	Leu
															400
Glu	Lys	Leu	Tyr	Glu	Glu	Asp	Ile	Gly	Ala	Gly	Met	Tyr	Ala	Leu	Tyr
															415
Pro	Tyr	Gly	Gly	Ile	Met	Asp	Glu	Ile	Ser	Glu	Ser	Ala	Ile	Pro	Phe
															430
Pro	His	Arg	Ala	Gly	Ile	Leu	Tyr	Glu	Leu	Trp	Tyr	Ile	Cys	Ser	Trp
															445
Glu	Lys	Gln	Glu	Asp	Asn	Glu	Lys	His	Leu	Asn	Trp	Ile	Arg	Asn	Ile
															460
Tyr	Asn	Phe	Met	Thr	Pro	Tyr	Val	Ser	Gln	Asn	Pro	Arg	Leu	Ala	Tyr
															480
Leu	Asn	Tyr	Arg	Asp	Leu	Asp	Ile	Gly	Ile	Asn	Asp	Pro	Lys	Asn	Pro
															495
Asn	Asn	Tyr	Thr	Gln	Ala	Arg	Ile	Trp	Gly	Glu	Lys	Tyr	Phe	Gly	Lys
															510
Asn	Phe	Asp	Arg	Leu	Val	Lys	Val	Lys	Thr	Leu	Val	Asp	Pro	Asn	Asn
															525
Phe	Phe	Arg	Asn	Glu	Gln	Ser	Ile	Pro	Pro	Leu	Pro	Arg	His	His	His
															540

<210> SEQ ID NO 17
 <211> LENGTH: 1634
 <212> TYPE: DNA
 <213> ORGANISM: Cannabis sativa

<400> SEQUENCE: 17
 atgaagtgct caacattccc cttttggttt gtttgcaaga taatattttt ctttctctca 60
 ttcaatatcc aaacttcaat tgctaactct cgagaaaact tccttaaagt cttctcgcaa 120
 tatattccca ccaatgtaac aaatctaaaa cttacacca aaacaacca ttgtatatgc 180
 ctgtccaaaa ttcaacaata cacaatctta gattcacctc taacacaacc ccaaaactac 240
 ttgttatogt cactccttca tatgtctctc atatccaagg cactattcta tgtccaagaa 300
 aattggtttg caaattcgaa ctggaagcgg tggatcatgat tctgaagaca tgcctacat 360
 atctcaagtc ccatttgtaa tagtagactt gagaacatg cattcaatca acatagatgt 420
 tcatagccaa atogcaaggg ttgaagccgg agctaccctt ggagaagttt attattgggt 480

-continued

taatgagaaa aatgagaatc ttagtttggc tgctgggtat tgccctactg ttagcgcagc	540
tggacacttt ggtggaggag gatattggacc attgatgcaa aattatggcc tgcggtga	600
taatatcgtt gatgcacact tagtcaacgt tgatgcaaaa gtgctagatc gaaaatctat	660
gggggaagat ctcttttggg ctatacgtgg tggtggagga gaaagcttcg gaatcattgt	720
agcatgaaaa attagatgg ttgctgtccc aacaaagtct actatgttta gtgttaaaaa	780
gatcatggag atacatgagc ttgtcaagtg agttaacaaa tggcaaaata ttgcttacia	840
gtatgacaaa gatttattac tcatgactca cttcataact aggaatatta caaataatca	900
tgggaagaat aagacaacaa tacacactta cttctcttca gtttctcttg gtggagtgga	960
tagtctagtc gacttgatga ataagagttt tcctgagttg ggtattaaaa aaacagattg	1020
caacaattg agctagattg atattatcat cttttatagc ggtgttgtaa attacggcac	1080
tgataatfff aataaggaaa ttttcttga tagatcagct gggcagaacg gttctttaa	1140
gattaagtta gactacgta agaaccaat tccagaatct gcgtttgtca aaattttgga	1200
aaaattatat gaagaagatg aaggagttgg gatgtatgcg ttgtaccctt acggtggat	1260
aatggatgag atttcagaat cagcaattcc attccctcat tgagctggaa tcatgtatga	1320
attatggtac atatgtagct gggagaagca cgaagataac gaaaaagcat ctaaactgga	1380
ttcgaatgt ttagcttc attactcctt atgtgtccta aaatcaaga ttggcatatc	1440
tcaattatag agaccttgat actggaataa atgatcccaa gagtccaaat aattacacac	1500
aagaaagtat ttgggtgag aagtattttg gtaaaaattt tgacagggta gtaaaagtga	1560
aaaccctggt tgatcccaat aatfttttta gaaatgaaca aagcatccca cctcttccac	1620
ggcatcgtca ttaa	1634

<210> SEQ ID NO 18
 <211> LENGTH: 20
 <212> TYPE: DNA
 <213> ORGANISM: Artificial Sequence
 <220> FEATURE:
 <223> OTHER INFORMATION: Synthetic- guide RNA

<400> SEQUENCE: 18

gctagatcga aaatctatgg	20
-----------------------	----

<210> SEQ ID NO 19
 <211> LENGTH: 20
 <212> TYPE: DNA
 <213> ORGANISM: Artificial Sequence
 <220> FEATURE:
 <223> OTHER INFORMATION: Synthetic- guide RNA

<400> SEQUENCE: 19

aaagcatccc acctcttcca	20
-----------------------	----

<210> SEQ ID NO 20
 <211> LENGTH: 20
 <212> TYPE: DNA
 <213> ORGANISM: Artificial Sequence
 <220> FEATURE:
 <223> OTHER INFORMATION: Synthetic- guide RNA

<400> SEQUENCE: 20

ttaggacag acatatacaa	20
----------------------	----

<210> SEQ ID NO 21

-continued

<211> LENGTH: 20
 <212> TYPE: DNA
 <213> ORGANISM: Artificial Sequence
 <220> FEATURE:
 <223> OTHER INFORMATION: Synthetic- guide RNA

 <400> SEQUENCE: 21

 gaaagcaccg ttctgcccg 20

 <210> SEQ ID NO 22
 <211> LENGTH: 20
 <212> TYPE: DNA
 <213> ORGANISM: Artificial Sequence
 <220> FEATURE:
 <223> OTHER INFORMATION: Synthetic- guide RNA

 <400> SEQUENCE: 22

 catttaagga agttttctcg 20

 <210> SEQ ID NO 23
 <211> LENGTH: 20
 <212> TYPE: DNA
 <213> ORGANISM: Artificial Sequence
 <220> FEATURE:
 <223> OTHER INFORMATION: Synthetic- guide RNA

 <400> SEQUENCE: 23

 aatgggact tgagatatgt 20

 <210> SEQ ID NO 24
 <211> LENGTH: 20
 <212> TYPE: DNA
 <213> ORGANISM: Artificial Sequence
 <220> FEATURE:
 <223> OTHER INFORMATION: Synthetic- guide RNA

 <400> SEQUENCE: 24

 cccttgaga agtttattat 20

 <210> SEQ ID NO 25
 <211> LENGTH: 20
 <212> TYPE: DNA
 <213> ORGANISM: Artificial Sequence
 <220> FEATURE:
 <223> OTHER INFORMATION: Synthetic- guide RNA

 <400> SEQUENCE: 25

 gtacccttac ggtggtataa 20

 <210> SEQ ID NO 26
 <211> LENGTH: 20
 <212> TYPE: DNA
 <213> ORGANISM: Artificial Sequence
 <220> FEATURE:
 <223> OTHER INFORMATION: Synthetic- guide RNA

 <400> SEQUENCE: 26

 attccagctc gatgaggaa 20

 <210> SEQ ID NO 27
 <211> LENGTH: 20
 <212> TYPE: DNA
 <213> ORGANISM: Artificial Sequence
 <220> FEATURE:
 <223> OTHER INFORMATION: Synthetic- guide RNA

 <400> SEQUENCE: 27

-continued

tacacacaag cacgtatttg 20

<210> SEQ ID NO 28
 <211> LENGTH: 109
 <212> TYPE: PRT
 <213> ORGANISM: Brassica napus

<400> SEQUENCE: 28

Met Ala Thr Gly Ser Arg Val Leu Ile Gly Leu Ala Met Ile Leu Ile
 1 5 10 15
 Ile Ser Gly Glu Leu Leu Val Pro Gly Gln Gly Thr Cys Gln Gly Asp
 20 25 30
 Ile Glu Gly Leu Met Arg Glu Cys Ala Val Tyr Val Gln Arg Pro Gly
 35 40 45
 Pro Lys Val Asn Pro Ser Ala Ala Cys Cys Lys Val Val Lys Arg Ser
 50 55 60
 Asp Ile Pro Cys Ala Cys Gly Arg Ile Thr Pro Ser Val Gln Lys Met
 65 70 75 80
 Ile Asp Met Asn Lys Val Val Leu Val Thr Ser Phe Cys Gly Arg Pro
 85 90 95
 Leu Ala His Gly Thr Lys Cys Gly Ser Tyr Ile Val Pro
 100 105

<210> SEQ ID NO 29
 <211> LENGTH: 330
 <212> TYPE: DNA
 <213> ORGANISM: Brassica napus

<400> SEQUENCE: 29

atggcgacag gttctcgtgt tctgatcggg ctagcaatga tcctcataat ctcaggagaa 60
 ctgctagttc cagggcaagg aacgtgccaa ggagacatag agggctctgat gagagaatgt 120
 gcggtctacg tccagcgtcc aggcccaaaag gtaaaccctat ccgcagcgtg ttgcaaagtc 180
 gtcaagagat cagacatccc ctgcgcatgt ggccgtatca caccctcggg tcaaaaaatg 240
 atagacatga ataaggttgt tcttgtcact tccttttgtg ggaggcctct cgctcatggt 300
 accaagtgtg gaagctacat tgtgccatga 330

<210> SEQ ID NO 30
 <211> LENGTH: 395
 <212> TYPE: PRT
 <213> ORGANISM: Cannabis sativa

<400> SEQUENCE: 30

Met Gly Leu Ser Ser Val Cys Thr Phe Ser Phe Gln Thr Asn Tyr His
 1 5 10 15
 Thr Leu Leu Asn Pro His Asn Asn Asn Pro Lys Thr Ser Leu Leu Cys
 20 25 30
 Tyr Arg His Pro Lys Thr Pro Ile Lys Tyr Ser Tyr Asn Asn Phe Pro
 35 40 45
 Ser Lys His Cys Ser Thr Lys Ser Phe His Leu Gln Asn Lys Cys Ser
 50 55 60
 Glu Ser Leu Ser Ile Ala Lys Asn Ser Ile Arg Ala Ala Thr Thr Asn
 65 70 75 80
 Gln Thr Glu Pro Pro Glu Ser Asp Asn His Ser Val Ala Thr Lys Ile
 85 90 95
 Leu Asn Phe Gly Lys Ala Cys Trp Lys Leu Gln Arg Pro Tyr Thr Ile

-continued

100	105	110
Ile Ala Phe Thr Ser Cys Ala Cys Gly Leu Phe Gly Lys Glu Leu Leu 115 120 125		
His Asn Thr Asn Leu Ile Ser Trp Ser Leu Met Phe Lys Ala Phe Phe 130 135 140		
Phe Leu Val Ala Val Leu Cys Ile Ala Ser Phe Thr Thr Thr Ile Asn 145 150 155 160		
Gln Ile Tyr Asp Leu His Ile Asp Arg Ile Asn Lys Pro Asp Leu Pro 165 170 175		
Leu Ala Ser Gly Glu Ile Ser Val Asn Thr Ala Trp Ile Met Ser Ile 180 185 190		
Ile Val Ala Leu Phe Gly Leu Ile Ile Thr Ile Lys Met Lys Gly Gly 195 200 205		
Pro Leu Tyr Ile Phe Gly Tyr Cys Phe Gly Ile Phe Gly Gly Ile Val 210 215 220		
Tyr Ser Val Pro Pro Phe Arg Trp Lys Gln Asn Pro Ser Thr Ala Phe 225 230 235 240		
Leu Leu Asn Phe Leu Ala His Ile Ile Thr Asn Phe Thr Phe Tyr Tyr 245 250 255		
Ala Ser Arg Ala Ala Leu Gly Leu Pro Phe Glu Leu Arg Pro Ser Phe 260 265 270		
Thr Phe Leu Leu Ala Phe Met Lys Ser Met Gly Ser Ala Leu Ala Leu 275 280 285		
Ile Lys Asp Ala Ser Asp Val Glu Gly Asp Thr Lys Phe Gly Ile Ser 290 295 300		
Thr Leu Ala Ser Lys Tyr Gly Ser Arg Asn Leu Thr Leu Phe Cys Ser 305 310 315 320		
Gly Ile Val Leu Leu Ser Tyr Val Ala Ala Ile Leu Ala Gly Ile Ile 325 330 335		
Trp Pro Gln Ala Phe Asn Ser Asn Val Met Leu Leu Ser His Ala Ile 340 345 350		
Leu Ala Phe Trp Leu Ile Leu Gln Thr Arg Asp Phe Ala Leu Thr Asn 355 360 365		
Tyr Asp Pro Glu Ala Gly Arg Arg Phe Tyr Glu Phe Met Trp Lys Leu 370 375 380		
Tyr Tyr Ala Glu Tyr Leu Val Tyr Val Phe Ile 385 390 395		

<210> SEQ ID NO 31
 <211> LENGTH: 1188
 <212> TYPE: DNA
 <213> ORGANISM: Cannabis sativa

<400> SEQUENCE: 31

atgggactct catcagtttg taccttttca tttcaaaacta attaccatac tttattaaat	60
cctcacaata ataatcccaa aacctcatta ttatgttadc gacaccccaa aacaccaatt	120
aaatactctt acaataattt tccctctaaa cattgctcca ccaagagttt tcatctacaa	180
aacaaatgct cagaatcatt atcaatcgca aaaaattcca ttagggcagc tactacaaat	240
caaaactgagc ctocagaatc tgataatcat tcagtagcaa ctaaaatttt aaactttggg	300
aaggcatggt ggaaacttca aagaccatat acaatcatag catttacttc atgcgcttgt	360
ggattgtttg ggaaagagtt gttgcataac acaaatttaa taagttggtc tctgatgttc	420
aaggcattct tttttttggt ggctgtatta tgcattgctt cttttacaac taccatcaat	480

-continued

```

cagatttacg atcttcacat tgacagaata aacaagcctg atctaccact agcttcaggg 540
gaaatatcag taaacacagc ttggattatg agcataattg tggcactggt ttgattgata 600
ataactataa aaatgaaggg tggaccactc tatatatttg gctactgttt tggatatttt 660
ggtgaggattg tctattctgt tccaccattt agatggaagc aaaatccttc cactgcattt 720
cttctcaatt tcttggccca tattattaca aatttcacat tttattatgc cagcagagca 780
gctcttggcc taccatttga gttgaggcct tcttttactt tcttgctagc atttatgaaa 840
tcaatggggtt cagcttttggc tttaatcaaa gatgcttcag acgttgaagg cgacactaaa 900
tttggcatac caaccttggc aagtaaatat ggttcacaga acttgacatt attttgttct 960
ggaattgttc tctatccta tgtggctgct atacttctg ggattatctg gccccaggct 1020
ttcaacagta acgtaatggt actttctcat gcaatcttag cattttggtt aatcctccag 1080
actcgagatt ttgcgttaac aaattacgac ccggaagcag gcagaagatt ttacgagttc 1140
atgtggaagc tttattatgc tgaatattta gtatatgttt tcatataa 1188

```

<210> SEQ ID NO 32

<211> LENGTH: 370

<212> TYPE: PRT

<213> ORGANISM: Cannabis sativa

<400> SEQUENCE: 32

```

Met Gly Ser Thr Gly Ile Glu Thr Gln Met Thr Pro Thr Gln Ile Ser
1           5           10          15
Asp Glu Glu Ala Asn Leu Phe Ala Met Gln Leu Ala Ser Ala Ser Val
          20          25          30
Leu Pro Met Val Leu Lys Ala Ala Leu Glu Leu Asp Leu Leu Glu Ile
          35          40          45
Ile Ala Lys Ala Gly Pro Gly Ala Phe Leu Ser Pro Ser Asp Ile Ala
          50          55          60
Gln Gln Leu Pro Thr Gln Asn Pro Asp Ala Pro Val Met Leu Asp Arg
          65          70          75          80
Met Leu Arg Leu Leu Ala Ser Tyr Asn Val Val Thr Tyr Ser Leu Arg
          85          90          95
Glu Arg Glu Thr Ala Glu Glu Glu Gly Lys Val Glu Arg Leu Tyr Gly
          100         105         110
Leu Ala Pro Val Ser Lys Tyr Leu Thr Lys Asn Glu Asp Gly Val Ser
          115         120         125
Ile Ala Pro Leu Cys Leu Met Asn Gln Asp Lys Val Leu Met Glu Ser
          130         135         140
Trp Tyr His Leu Lys Asp Ala Val Leu Asp Gly Gly Ile Pro Phe Asn
          145         150         155         160
Lys Ala Tyr Gly Met Thr Ala Phe Glu Tyr His Gly Thr Asp Gln Arg
          165         170         175
Phe Asn Lys Ile Phe Asn Arg Gly Met Ser Asp His Ser Thr Ile Thr
          180         185         190
Met Lys Lys Ile Leu Glu Thr Tyr Lys Gly Phe Glu Gly Leu Asn Ser
          195         200         205
Ile Val Asp Val Gly Gly Gly Thr Gly Ala Val Val Asn Met Ile Val
          210         215         220
Ser Lys Tyr Pro Thr Ile Lys Gly Ile Asn Phe Asp Leu Pro His Val
          225         230         235         240
Ile Glu Asp Ala Pro Pro Leu Thr Gly Val Glu His Val Gly Gly Asp

```


-continued

	245		250		255
Met	Phe Val Ser Val Pro Lys Gly Asp Ala Ile Phe Met Lys Trp Ile				
	260		265		270
Cys	His Asp Trp Ser Asp Glu His Cys Leu Lys Phe Leu Lys Asn Cys				
	275		280		285
His	Ala Ala Leu Pro Glu His Gly Lys Val Ile Val Ala Glu Cys Ile				
	290		295		300
Leu	Pro Val Ala Pro Asp Ser Ser Leu Ala Thr Lys Ser Thr Val His				
	305		310		315
Ile	Asp Val Ile Met Leu Ala His Asn Pro Gly Gly Lys Glu Arg Thr				
	325		330		335
Glu	Lys Glu Phe Glu Ala Leu Ala Lys Gly Ala Gly Phe Lys Gly Phe				
	340		345		350
Lys	Val His Cys Asn Ala Phe Asn Thr His Ile Met Glu Phe Leu Lys				
	355		360		365
Thr	Ile				
	370				

<210> SEQ ID NO 33
 <211> LENGTH: 1113
 <212> TYPE: DNA
 <213> ORGANISM: Cannabis sativa

<400> SEQUENCE: 33

```

atgggttcaa caggaataga gacccaaatg accccaaccc aaatatccga cgaagaagcc    60
aacctcttcg ccatgcaatt agccagtgcc tcagtcttac ccatggttct caaagcagct    120
ttagagctcg acctcttgga gatcatagcc aaggccggtc caggcggctt tctctcacct    180
tccgacatag ctcaacagct tccgactcag aaccagacg ccccggtgat gctggaccgg    240
atgctgagac tgttggttag ctacaacgtg gtgacgtact cgctgcgtga gcgtgagacg    300
gcggaagagg aaggaaggtt ggagaggctt tatgggttgg ctccggtgag taaatatctg    360
acgaagaatg aagatggagt ctccattgct cctctttgtc tcatgaacca ggataaggtt    420
cttatggaga gttggtatca cttaaaagat gcagtacttg atggaggaat acctttcaac    480
aaggcatatg gaatgacagc atttgaatat catggaaccg atcaaaggtt caataaaatc    540
ttaaatagag gaatgtccga ccaactcgact attacatga aaaaaatcct cgaaaacttac    600
aagggtttcg agggctttaa ctcgattggt gatgttggtg gtggtactgg agctgttgtt    660
aacatgatcg tctctaagta ccctactatt aagggtatta acttcgattt gcctcatgtc    720
atcgaagatg cacctccatt gaccggtgta gagcatgttg gaggagacat gtttgaagt    780
gtacaaaaag gagatgcaat ttatcatgaag tggatttgcc atgattggag cgatgaacac    840
tgcttgaat tcttgaagaa ctgccacgct gcactgcccg aacacggaaa agtgatecgtg    900
gcgagtgca ttcttccggt ggcaccggac tcgagccttg ccacaaagag tacgggtccac    960
attgatgtga tcatgttggc ccataaccct ggtggcaaag agagaacaga gaaagagttt   1020
gaggcattgg ctaaggggagc tggctttaa ggcttcaaag tccattgcaa tgctttcaat   1080
accatataca tggaatttct caagaccatt taa                                     1113
    
```

<210> SEQ ID NO 34
 <211> LENGTH: 400
 <212> TYPE: PRT
 <213> ORGANISM: Cannabis sativa

<400> SEQUENCE: 34

-continued

```

Met Val Phe Ser Ser Val Cys Ser Phe Pro Ser Ser Leu Gly Thr Asn
1      5      10      15
Phe Lys Leu Val Pro Arg Ser Asn Phe Lys Ala Ser Ser Ser His Tyr
20      25      30
His Glu Ile Asn Asn Phe Ile Asn Asn Lys Pro Ile Lys Phe Ser Tyr
35      40      45
Phe Ser Ser Arg Leu Tyr Cys Ser Ala Lys Pro Ile Val His Arg Glu
50      55      60
Asn Lys Phe Thr Lys Ser Phe Ser Leu Ser His Leu Gln Arg Lys Ser
65      70      75      80
Ser Ile Lys Ala His Gly Glu Ile Glu Ala Asp Gly Ser Asn Gly Thr
85      90      95
Ser Glu Phe Asn Val Met Lys Ser Gly Asn Ala Ile Trp Arg Phe Val
100     105
Arg Pro Tyr Ala Ala Lys Gly Val Leu Phe Asn Ser Ala Ala Met Phe
115     120     125
Ala Lys Glu Leu Val Gly Asn Leu Asn Leu Phe Ser Trp Pro Leu Met
130     135     140
Phe Lys Ile Leu Ser Phe Thr Leu Val Ile Leu Cys Ile Phe Val Ser
145     150     155     160
Thr Ser Gly Ile Asn Gln Ile Tyr Asp Leu Asp Ile Asp Arg Leu Asn
165     170     175
Lys Pro Asn Leu Pro Val Ala Ser Gly Glu Ile Ser Val Glu Leu Ala
180     185     190
Trp Leu Leu Thr Ile Val Cys Thr Ile Ser Gly Leu Thr Leu Thr Ile
195     200     205
Ile Thr Asn Ser Gly Pro Phe Phe Pro Phe Leu Tyr Ser Ala Ser Ile
210     215     220
Phe Phe Gly Phe Leu Tyr Ser Ala Pro Pro Phe Arg Trp Lys Lys Asn
225     230     235     240
Pro Phe Thr Ala Cys Phe Cys Asn Val Met Leu Tyr Val Gly Thr Ser
245     250     255
Val Gly Val Tyr Tyr Ala Cys Lys Ala Ser Leu Gly Leu Pro Ala Asn
260     265     270
Trp Ser Pro Ala Phe Cys Leu Leu Phe Trp Phe Ile Ser Leu Leu Ser
275     280     285
Ile Pro Ile Ser Ile Ala Lys Asp Leu Ser Asp Ile Glu Gly Asp Arg
290     295     300
Lys Phe Gly Ile Ile Thr Phe Ser Thr Lys Phe Gly Ala Lys Pro Ile
305     310     315     320
Ala Tyr Ile Cys His Gly Leu Met Leu Leu Asn Tyr Val Ser Val Met
325     330     335
Ala Ala Ala Ile Ile Trp Pro Gln Phe Phe Asn Ser Ser Val Ile Leu
340     345     350
Leu Ser His Ala Phe Met Ala Ile Trp Val Leu Tyr Gln Ala Trp Ile
355     360     365
Leu Glu Lys Ser Asn Tyr Ala Thr Glu Thr Cys Gln Lys Tyr Tyr Ile
370     375     380
Phe Leu Trp Ile Ile Phe Ser Leu Glu His Ala Phe Tyr Leu Phe Met
385     390     395     400

```

<210> SEQ ID NO 35

<211> LENGTH: 1203

-continued

```

<212> TYPE: DNA
<213> ORGANISM: Cannabis sativa

<400> SEQUENCE: 35

atggtgttct catcagtttg tagttttcca tcttcccttg gaactaattt taaattagtt    60
cctcgtagta attttaaggc atcatcttct cattatcatg aaataaataa ttttattaat    120
aataaaccaa ttaaattctc atatttttct tcaagactat attgctctgc caaaccaatt    180
gtacacagag aaaacaaatt cacaaaaatca ttttcaactca gccacctcca aaggaaaagc    240
tccataaagg cacatggtga aattgaagct gatgggagta atggcacatc tgaatttaat    300
gtaatgaaaa gtggaacgc aatttggaga tttgtaaggc catatgcgac caaggaggta    360
ttgtttaatc ctgctgctat gtttgcaaaa gagttggtgg ggaacctaaa tctatttagt    420
tggccttga tgtttaagat actctctttt acattgggta ttttatgcat ttttgaagt    480
acaagtggca tcaatcaaat ttatgatctc gacatcgaca ggttaaacia acctaattg    540
ccagtagcat caggagaaat ttcagttgaa ttggcatggt tgttgactat agtttgata    600
ataagtggcc tcacattaac aattataacg aactcagggc cattcttccc ttttctctac    660
tctgctagta tcttttttgg ctttctctat tctgctctc cattcagatg gaagaagaat    720
ccttttacag catgtttctg taatgttatg ttgtatgttg gcacaagcgt tgggtgtctat    780
tatgcttgta aggctagtct cgggcttcca gccaaactgga gccctgcttt ttgtttgctc    840
ttttggttta tttcattggt gagtataccc atctccattg caaaagatct ttcagacata    900
gaagtgacc gcaagtttgg aatcataacc ttctcaacta aatttggagc aaaaccata    960
gcatatattt gtcattgact catgcttctg aattacgtga gtggttatggc tgcagctatt   1020
atttggccac agtttttcaa cagtagcgta atattgcttt ctcatgcatt catggcaatt   1080
tgggtattat atcaggtctg gatattggag aaatcaaatt acgccacgga gacgtgccaa   1140
aaatactata tattccttgg gataattttt tctcttgaac atgccttcta tttgttcatg   1200
tag                                                                    1203

```

```

<210> SEQ ID NO 36
<211> LENGTH: 523
<212> TYPE: PRT
<213> ORGANISM: Cannabis sativa

<400> SEQUENCE: 36

Met Ala Gln Val Ser Lys Ile Cys Ser Asn Gly Ala Gln Thr Ile Leu
 1          5          10          15

Thr Leu Pro Asn Ile Ser Lys Ser His Thr Pro Arg Ser Leu Asn Ser
 20         25         30

Val Ser Leu Arg Ser Pro Phe Leu Gly Ser Ser Asn Ser Leu Ser Leu
 35         40         45

Lys Ile Gly Thr Glu Phe Gly Gly Cys Ser Thr Val Gly Lys Ala Met
 50         55         60

Ala Gly Pro Val Met Ala Ser Ala Val Thr Ala Glu Lys Pro Ser Lys
 65         70         75         80

Val Pro Glu Ile Val Leu Gln Pro Ile Lys Asp Ile Ser Gly Thr Val
 85         90         95

Lys Leu Pro Gly Ser Lys Ser Leu Ser Asn Arg Ile Leu Leu Leu Ala
 100        105        110

Ala Leu Ser Glu Gly Thr Thr Val Val Asp Asn Leu Leu Asp Ser Asp
 115        120        125

```

-continued

```

Asp Ile His Tyr Met Leu Gly Ala Leu Glu Thr Leu Gly Leu Arg Val
 130                               135                               140

Glu Ala Asp Lys Glu Ser Lys Arg Ala Ile Val Glu Gly Cys Ala Gly
 145                               150                               155                               160

Gln Phe Pro Ala Gly Lys Glu Ser Val Asp Glu Val Gln Leu Phe Leu
 165                               170                               175

Gly Asn Ala Gly Thr Ala Met Arg Pro Leu Thr Ala Ala Val Thr Val
 180                               185                               190

Ala Gly Gly Asn Ala Ser Tyr Val Leu Asp Gly Val Pro Arg Met Arg
 195                               200                               205

Glu Arg Pro Ile Gly Asp Leu Val Thr Gly Leu Lys Gln Leu Gly Ala
 210                               215                               220

Asp Val Asp Cys Phe His Gly Thr Asp Cys Pro Pro Val Arg Val Leu
 225                               230                               235                               240

Gly Lys Gly Gly Leu Pro Gly Gly Lys Val Lys Leu Ser Gly Ser Ile
 245                               250                               255

Ser Ser Gln Tyr Leu Thr Ala Leu Leu Met Ala Ala Pro Leu Ala Leu
 260                               265                               270

Gly Asp Val Glu Ile Glu Ile Ile Asp Lys Leu Ile Ser Val Pro Tyr
 275                               280                               285

Val Asp Met Thr Leu Lys Leu Met Ala Arg Phe Gly Val Thr Val Glu
 290                               295                               300

His Ser Asp Ser Trp Asp Arg Phe Leu Val Lys Gly Gly Gln Lys Tyr
 305                               310                               315                               320

Lys Ser Pro Gly Asn Ala Tyr Val Glu Gly Asp Ala Ser Ser Ala Ser
 325                               330                               335

Tyr Phe Leu Ala Gly Ala Ala Val Thr Gly Gly Thr Val Thr Val Glu
 340                               345                               350

Gly Cys Gly Thr Ser Ser Leu Gln Gly Asp Val Lys Phe Ala Glu Val
 355                               360                               365

Leu Glu Lys Met Gly Ala Lys Val Ser Trp Thr Glu Asn Ser Val Thr
 370                               375                               380

Val Thr Gly Pro Pro Arg Asp Ser Val Lys Ser Lys His Leu Lys Ala
 385                               390                               395                               400

Ile Asp Val Asn Met Asn Lys Met Pro Asp Val Ala Met Thr Leu Ala
 405                               410                               415

Val Val Ala Leu Phe Ala Asp Gly Pro Thr Ala Ile Arg Asp Val Ala
 420                               425                               430

Ser Trp Arg Val Lys Glu Thr Glu Arg Met Ile Ala Ile Cys Thr Glu
 435                               440                               445

Leu Arg Lys Leu Gly Ala Thr Val Glu Glu Gly Pro Asp Tyr Cys Val
 450                               455                               460

Ile Thr Pro Pro Glu Lys Leu Asn Ile Thr Ala Ile Asp Thr Tyr Asp
 465                               470                               475                               480

Asp His Arg Met Ala Met Ala Phe Ser Leu Ala Ala Cys Ser Asp Val
 485                               490                               495

Pro Val Thr Ile Lys Asp Pro Gly Cys Thr Arg Lys Thr Phe Pro Asp
 500                               505                               510

Tyr Phe Glu Val Leu Glu Arg Phe Thr Lys His
 515                               520

```

<210> SEQ ID NO 37

<211> LENGTH: 523

<212> TYPE: PRT

-continued

```

<213> ORGANISM: Artificial Sequence
<220> FEATURE:
<223> OTHER INFORMATION: Synthetic- engineered protein

<400> SEQUENCE: 37

Met Ala Gln Val Ser Lys Ile Cys Ser Asn Gly Ala Gln Thr Ile Leu
1           5           10           15

Thr Leu Pro Asn Ile Ser Lys Ser His Thr Pro Arg Ser Leu Asn Ser
          20           25           30

Val Ser Leu Arg Ser Pro Phe Leu Gly Ser Ser Asn Ser Leu Ser Leu
          35           40           45

Lys Ile Gly Thr Glu Phe Gly Gly Cys Ser Thr Val Gly Lys Ala Met
50           55           60

Ala Gly Pro Val Met Ala Ser Ala Val Thr Ala Glu Lys Pro Ser Lys
65           70           75           80

Val Pro Glu Ile Val Leu Gln Pro Ile Lys Asp Ile Ser Gly Thr Val
          85           90           95

Lys Leu Pro Gly Ser Lys Ser Leu Ser Asn Arg Ile Leu Leu Leu Ala
          100          105          110

Ala Leu Ser Glu Gly Thr Thr Val Val Asp Asn Leu Leu Asp Ser Asp
          115          120          125

Asp Ile His Tyr Met Leu Gly Ala Leu Glu Thr Leu Gly Leu Arg Val
130           135          140

Glu Ala Asp Lys Glu Ser Lys Arg Ala Ile Val Glu Gly Cys Ala Gly
145           150          155          160

Gln Phe Pro Ala Gly Lys Glu Ser Val Asp Glu Val Gln Leu Phe Leu
          165          170          175

Gly Asn Ala Gly Ile Ala Met Arg Ser Leu Thr Ala Ala Val Thr Val
          180          185          190

Ala Gly Gly Asn Ala Ser Tyr Val Leu Asp Gly Val Pro Arg Met Arg
195           200          205

Glu Arg Pro Ile Gly Asp Leu Val Thr Gly Leu Lys Gln Leu Gly Ala
210           215          220

Asp Val Asp Cys Phe His Gly Thr Asp Cys Pro Pro Val Arg Val Leu
225           230          235          240

Gly Lys Gly Gly Leu Pro Gly Gly Lys Val Lys Leu Ser Gly Ser Ile
          245          250          255

Ser Ser Gln Tyr Leu Thr Ala Leu Leu Met Ala Ala Pro Leu Ala Leu
          260          265          270

Gly Asp Val Glu Ile Glu Ile Ile Asp Lys Leu Ile Ser Val Pro Tyr
          275          280          285

Val Asp Met Thr Leu Lys Leu Met Ala Arg Phe Gly Val Thr Val Glu
290           295          300

His Ser Asp Ser Trp Asp Arg Phe Leu Val Lys Gly Gly Gln Lys Tyr
305           310          315          320

Lys Ser Pro Gly Asn Ala Tyr Val Glu Gly Asp Ala Ser Ser Ala Ser
          325          330          335

Tyr Phe Leu Ala Gly Ala Ala Val Thr Gly Gly Thr Val Thr Val Glu
          340          345          350

Gly Cys Gly Thr Ser Ser Leu Gln Gly Asp Val Lys Phe Ala Glu Val
          355          360          365

Leu Glu Lys Met Gly Ala Lys Val Ser Trp Thr Glu Asn Ser Val Thr
          370          375          380

Val Thr Gly Pro Pro Arg Asp Ser Val Lys Ser Lys His Leu Lys Ala

```

-continued

385	390	395	400
Ile Asp Val Asn Met Asn Lys Met Pro Asp Val Ala Met Thr Leu Ala	405	410	415
Val Val Ala Leu Phe Ala Asp Gly Pro Thr Ala Ile Arg Asp Val Ala	420	425	430
Ser Trp Arg Val Lys Glu Thr Glu Arg Met Ile Ala Ile Cys Thr Glu	435	440	445
Leu Arg Lys Leu Gly Ala Thr Val Glu Glu Gly Leu Asp Tyr Cys Val	450	455	460
Ile Thr Pro Pro Glu Lys Leu Asn Ile Thr Ala Ile Asp Thr Tyr Asp	465	470	475
Asp His Arg Met Ala Met Ala Phe Ser Leu Ala Ala Cys Ser Asp Val	485	490	495
Pro Val Thr Ile Lys Asp Pro Gly Cys Thr Arg Lys Thr Phe Pro Asp	500	505	510
Tyr Phe Glu Val Leu Glu Arg Phe Thr Lys His	515	520	

<210> SEQ ID NO 38
 <211> LENGTH: 1572
 <212> TYPE: DNA
 <213> ORGANISM: Cannabis sativa

<400> SEQUENCE: 38

atggccaag tgagcaaat ctgtagcaat ggagctcaaa ctatccttac tctcccaaat	60
atatctaagt ctoatacacc aagatcccta aattcagttt cgttgagatc accgtttttg	120
ggttcatcta actctttgag ttgaagatt ggaactgaat ttgggggttg ttctacggtt	180
ggtaaagcta tggtggtcc agtcatggct tcagctgtca cagcggagaa gccttcaaag	240
gtaccggaga ttgtgttca gcccattaaa gatattctctg gcaactgtcaa gttgccgggt	300
tccaagtca tcatgaatcg gattctactc ctggctgctc tttctgaggg gacaactggt	360
gtggacaact tgttagatag tgatgacatt cactacatgc ttggtgcctt ggaaccctt	420
ggtcttcgtg ttgaagcaga caagaaagc aaacgagcaa ttgtggaagg ttgtgccgggt	480
cagtttctctg caggtaaaga atctgttgac gaagttcaac ttttctctgg aaatgctgga	540
acagcaatgc gtccactcac agctgcggtg actgttgctg gtggaaatgc tagctacgta	600
cttgatggtg ttcctogaat gagagaaaga ccaattggag atttggtgac tggctttaag	660
cagcttggtg cagatgttga ttgttttcat ggtacggatt gtccccctgt tegtgtgctt	720
ggaaaaggag gccttctctg gggcaagggt aaactttctg gatcaattag cagtcaatat	780
ttgacagcct tgcttatggc agctcccttg gctcttgagg atgttgaat cgagataatt	840
gataaattga tctcggttcc ctatgttgat atgactttga agttgatggc acgttttggg	900
gttactgttg aacacagtga tagctgggat cgatttttag ttaaaggagg tcaaaagtac	960
aaatctctctg gaaacgctta tgttgaaggt gatgcttcaa gtgctagtta cttcctagct	1020
ggtgctgcag tcaactggtg tacagtcacc gtagaagggt gtgggactag tagtttacag	1080
ggagacgtaa aatttgctga agttcttgag aaaatgggtg ctaaagttag ctggacagag	1140
aacagtgta cggtcactgg accaccacga gattctgtaa aaagtaaca cttgaaagcc	1200
attgatgtca acatgaacaa aatgcctgat gttgcatga ctcttgctgt agttgctctt	1260
tttctgatg gccccactgc tataagagat gtggcaagtt ggagagtcaa ggagacagag	1320
agaatgattg ccactctgac tgaactcaga aagcttgagg caacagttga ggaaggaccc	1380

-continued

```

gattactgcg tgatcactcc accagagaaa ctaaatatca cagcaataga cacatcgcac 1440
gaccacagga tggctatggc gttctctctt gcagcttggt cagatgtgcc agttaccatt 1500
aaggatcctg gttgcaccgg aaaaacttcc ccagattact ttgaagtcct tgagagattt 1560
acaaagcact ga 1572

```

```

<210> SEQ ID NO 39
<211> LENGTH: 1572
<212> TYPE: DNA
<213> ORGANISM: Artificial Sequence
<220> FEATURE:
<223> OTHER INFORMATION: Synthetic- engineered gene

```

```

<400> SEQUENCE: 39

```

```

atggcccaag tgagcaaaat ctgtagcaat ggagctcaaa ctatccttac tctcccacaaat 60
atatctaagt ctcatacacc aagatcccta aattcagttt cgttgagatc accgtttttg 120
ggttcatcta actctttgag ttgaagatt ggaactgaat ttggggggtg ttctacgggt 180
ggtaaagcta tggctggtcc agtcatggct tcagctgtca cagcggagaa gccttcaaaag 240
gtaccggaga ttgtgttga gccattaaa gatctctctg gcactgtcaa gttgcccgggt 300
tccaagtcac tatcgaatcg gattctactc ctggctgctc tttctgaggg gacaactgtt 360
gtggacaact tgttagatag tgatgacatt cactacatgc ttggtgcctt ggaaccctt 420
ggctcttcgtg ttgaagcaga caaggaaagc aaacgagcaa ttgtggaagg ttgtgcgggt 480
cagtttcctg caggtaaaga atctgttgac gaagtcaac ttttcttgg aaatgctgga 540
atagcaatgc gttcactcac agctgctggtg actggttctg gtggaatgc tagctacgta 600
cttgatggtg ttctcogaat gagagaaaga ccaattggag atttggtgac tggctttaag 660
cagcttggtg cagatgttga ttgttttcat ggtacggatt gtccccctgt tctgtgtgctt 720
ggaaaaggag gccttctctg gggcaagggtg aaactttctg gatcaattag cagtcaatat 780
ttgacagcct tgcttatggc agctcccttg gctcttggag atggtgaaat cgagataatt 840
gataaattga tctcggttcc ctatgttgat atgactttga agttgatggc acgttttggg 900
gttactgttg aacacagtga tagctgggat cgatttttag ttaaaggagg tcaaaagtac 960
aaatctcctg gaaacgctta tgttgaaggt gatgcttcaa gtgctagtta cttcctagct 1020
ggtgctgcag tcactggtgg tacagtcacc gtagaagggt gtgggactag tagtttacag 1080
ggagacgtaa aatttctgta agttcttgag aaaatgggtg ctaaagttag ctggacagag 1140
aacagtgtca cggtcactgg accaccacga gattctgtaa aaagtaaca cttgaaagcc 1200
attgatgtca acatgaacaa aatgctgat gttgccatga ctcttctgtg agttgctctt 1260
tttctgatg gccccactgc tataagagat gtggcaagtt ggagagtcaa ggagacagag 1320
agaatgattg ccactctgac tgaactcaga aagcttggtg caacagtga ggaaggactt 1380
gattactgcg tgatcactcc accagagaaa ctaaatatca cagcaataga cacatcgcac 1440
gaccacagga tggctatggc gttctctctt gcagcttggt cagatgtgcc agttaccatt 1500
aaggatcctg gttgcaccgg aaaaacttcc ccagattact ttgaagtcct tgagagattt 1560
acaaagcact ga 1572

```

```

<210> SEQ ID NO 40
<211> LENGTH: 4196
<212> TYPE: DNA
<213> ORGANISM: Cannabis sativa

```

-continued

<400> SEQUENCE: 40

```

ggttggaag ccctcctacc ctctttgaaa attgaaagag agtcaatgtc gacctacagc   60
agcagcatcc attaacgtta ccattgccac caaaaatcca acctttatnt gtatagagag   120
aatcagagaa ggtttggggtt tcagagagag agagaagaag aacaaaaaaa tggcccaagt   180
gagcaaaatc tgtagcaatg gagctcaaac taccctact ctcccaata tatctaagtc   240
tcatacacca agatccctaa attcagtttc gttgagatca ccgtttttgg gttcatctaa   300
ctctttgagt ttgaagattg gaactgaatt tgggggttgt tctacggttg gtaaagctat   360
ggctgggtcca gtcattgctt cagctgtcac agcggagaag ccttcaaagg taccggagat   420
tgtgttgcaag ccattaaag atatctctgg cactgtcaag ttgccgggtt ccaagtcact   480
atcgaatcgg atttactcc tggctgctct ttctgaggta tatttcattt tttttaaacc   540
gtcaaacatg tatttttctc gaggaagttt tctgtatata caaagataag agagtaaaaa   600
tatggaacat caataccaaa atgaacccaa actaggetaa gctatcaaat catgtcatgg   660
tatgccatcc tctactttcc tatctcaagc tccacagcta taaaatacta tctcgttaatt   720
atthttgcaa ctgctttcat attccttgta atttccctca ttcccactaa aactagttcc   780
aatggattgt gtggctggaa actgtagtta gttacattag ctatagctga accatgatca   840
gcatcgactg cccaactggg aaaccatgta attgcatgga attcttccct tgttatccac   900
aaatttgaaa agtatttttg aggtatacaa agattgtgct ttttatgagc aattttcttt   960
tagttttatg ttaagagttt gtagcagatg gatgtttttt ttctagaaaa tggacagtaa  1020
agcttagcat ttttacttta ttggtgtaaa tgaatagtgt tcaatgaagc tgaactcatg  1080
cccttaattg ggaggaaaa tgagagaaat ggagtaaaat aatagatata ttgggttaaa  1140
ttcgtaaaga tatgatgaa ataaaaaat caactcaact gggttactga agttatattt  1200
ctggtctcag ttgtctttt acaactttag tctagagctc cacgctgctg agagattcgg  1260
agtccttaca gtttattttg ataatgattt atgagaattt cataactcta cgcttttgtt  1320
acattatata tgagggtgtt cgttggtgca ttgtctcacc tgaactccct aaattttaga  1380
atgtgggatt tagaatgaag ttatactatt agtgtttgag tcatctagaa tttgtagctg  1440
ctcattctcc atatactctt tctctatttc ctcccctat tttggcgcta ctacttatct  1500
ttacagttca tgttattttc atgtacttga gttttttgcc ctataaaata ttttgagcgg  1560
tgggaagtaa ctgttttttt tgttataatt atccagggga caactgttgt ggacaacttg  1620
ttagatagtg atgacattca ctacatgctt ggtgccttgg aaaccttgg tcttcgtggt  1680
gaagcagaca aggaaagcaa acgagcaatt gtggaagggt gtgcccgtca gtttccctgca  1740
ggtaaagaat ctgttgacga agttcaactt ttccctggaa atgctggaac agcaatgcgt  1800
ccactcacag ctgcccgtgac tgttgctggt ggaatgcta ggtttgtctt cattgcaatt  1860
gcttttgaat ataaagtact tctaattgag tgaatttatg ctcttgtttt tcttactggc  1920
cgagtagctc ttacatttta ggtaaagaaa gtcacttttg ctaacaacat caccatttat  1980
acttccctct ttactttgat gtggttatgc tagaaattac atgttggaat tgaactagca  2040
catacataa attattttgt atgctgttat tacattttct cagtaacctc ttaacttcta  2100
tatctcagct acgtaactga ttggtgttct cgaatgagag aaagaccaat tggagatttg  2160
gtgactggtc ttaagcagct ttggtgcagat gttgattggt ttcatggtag ggattgtccc  2220
cctgttcgtg tcttgggaaa aggaggcctt cctgggggca aggtgaggct tgcattgctt  2280
cttcttattc tttttggcca taaaacatca ttgtaaatag ggttttatgt tatgaaatcc  2340

```


-continued

```

attgactggt ttatTTTTag gttgTtGttt TgctttTaaa taaaacaat attgtcaaat 2400
gatgcataag tagtgattac atctacatca tttaatTtat tatctTaaat gatgacaaac 2460
ttcatcattt Tgactcagaa ttatgTaaTa ttaccctTtg caggtgaaac tttctggatc 2520
aattagcagt caatattTga cagcctTgct tatggcagct cctctggctc ttggagatgt 2580
Tgaaatcgag ataattgata aattgatctc ggtTccctat gttgatatga ctttgaagtt 2640
gatggcacgt tttggggTta ctgTtgaaca cagtgatagc Tgggatcgat ttttagTtaa 2700
aggaggTcaa aagtacaagt aggtTtcttc Tgaatatagt Tgatagtatt gttacattac 2760
atctggTtat TgcaaaGagt aataaattga aaaataaaaa tctgtcagat ctctggGaaa 2820
cgcttatgTt gaaggtgatg cttcaagtgc tagttacttc ctagctggTg ctgcagTcac 2880
TggTgTtaca GtcaccTgag aaggTtGtgg gactagtagt ttacaggtat tttgcttaga 2940
cctTgaaatc tcttattctt gtactTgtgt ttacatagaa tctaagatta agtGtattTa 3000
catacattaa ctggTgtTta ataaaggGag acgtaaaatt Tgctgaagtt ctTgagaaaa 3060
TgggtGctaa agTtagctgg acagagaaca gtgtcacggt cactggacca ccacgagatt 3120
ctgTaaaaag TaaacactTg aaagccattg atgtcaacat gaacaaaatg cctgatgtTg 3180
ccatgactct Tgctgtagtt gctctTttTg ctgatggccc cactGctata agagatggTa 3240
TgtTttctcT TaaattTgtg agatggTaaa atggggcagT cggTttgggt Tggggtagat 3300
tatcgTttct cgtctgccat aataaaaaat aatctgctca tttgcaataa atttcacaga 3360
cacaAAAatg aaaccaata aatattattt ttgtTtagag gattaataac tcatttctTg 3420
cctttcctaa TtccagTgg caagTtgGag agTcaaggag acagagagaa Tgattgccat 3480
ctgcactGaa cTcagaaagg TtagTttTta TgctgtTtTa TgtactTgtt atgtcatgCg 3540
cctTggaatg Taatggctga tagctatctg ttcttatggg aacaacatt TcagettGga 3600
gcaacagTtg aggaaggacc cgattactgc gtgatcactc caccagagaa actaaatc 3660
acagcaatag acacatacga cgaccacagg atggctatgg cgttctctct Tgcagettgt 3720
Tcagatgtgc cagttaccat TaagGatcct ggtTgcacc cGaaaacttt cccagattac 3780
tttgaagtcc Ttgagagatt Tacaagcac TgaatgagTa tttattaact ggatagagaa 3840
caatagcatc ggctactgtc attacaacta aagcagTtgG gaggcaggca atcctTttca 3900
attatcatgt gTttgatTtt ggtcagctgt attgcaagtt gagcttctca ttattattaa 3960
gactgtaatc gtagTtattt gttgTaaact ctGcaaacc Ttcatgttat ttttccacc 4020
ttctaataag ccagTggggc aaattctata tctgctatat gagcttgagT gtagagagaa 4080
ctttTgtcaa Tgtataggtt tctagcagaa Gcaccatccc Taatatgctt tattataaga 4140
gttGctgtga TcgtgtagTg ttatTttatt gaaagTaaCC gacGcatctc atatta 4196

```

```

<210> SEQ ID NO 41
<211> LENGTH: 46
<212> TYPE: DNA
<213> ORGANISM: Artificial Sequence
<220> FEATURE:
<223> OTHER INFORMATION: Synthetic- prime editing guide RNA

```

```

<400> SEQUENCE: 41

```

```

Tgaagacttt Gcacaacttt TcctTggaaa TgcgtTtaag tcttct 46

```

```

<210> SEQ ID NO 42
<211> LENGTH: 46
<212> TYPE: DNA

```

-continued

<213> ORGANISM: Artificial Sequence
 <220> FEATURE:
 <223> OTHER INFORMATION: Synthetic- prime editing guide RNA

 <400> SEQUENCE: 42

 agaagactta aacgcatttc caaggaaaag ttgtgcaaag tcttca 46

<210> SEQ ID NO 43
 <211> LENGTH: 64
 <212> TYPE: DNA
 <213> ORGANISM: Artificial Sequence
 <220> FEATURE:
 <223> OTHER INFORMATION: Synthetic- engineered gene

 <400> SEQUENCE: 43

 acctgctata gtgctgagtg aacgcattgc tattccagca tttccaagga aacatatagc 60
 aggt 64

<210> SEQ ID NO 44
 <211> LENGTH: 46
 <212> TYPE: DNA
 <213> ORGANISM: Artificial Sequence
 <220> FEATURE:
 <223> OTHER INFORMATION: Synthetic- prime editing guide RNA

 <400> SEQUENCE: 44

 tgaagacttt gcacttgag caacagtga ggagttaag tcttct 46

<210> SEQ ID NO 45
 <211> LENGTH: 46
 <212> TYPE: DNA
 <213> ORGANISM: Artificial Sequence
 <220> FEATURE:
 <223> OTHER INFORMATION: Synthetic- prime editing guide RNA

 <400> SEQUENCE: 45

 agaagactta aactcctcaa ctgttctcc aagtgcaaag tcttca 46

<210> SEQ ID NO 46
 <211> LENGTH: 60
 <212> TYPE: DNA
 <213> ORGANISM: Artificial Sequence
 <220> FEATURE:
 <223> OTHER INFORMATION: Synthetic- engineered gene

 <400> SEQUENCE: 46

 acctgctata gtgccacgca gtaatcaagt ccttcctcaa ctggtgaaca tatagcaggt 60

<210> SEQ ID NO 47
 <211> LENGTH: 349
 <212> TYPE: DNA
 <213> ORGANISM: Artificial Sequence
 <220> FEATURE:
 <223> OTHER INFORMATION: Synthetic- engineered gene

 <400> SEQUENCE: 47

 ggtctcaaat ggcgacaggt tctcgtgttc tgatcgttct agcaatgatc ctcataatct 60
 caggagaact gctagtcca gggcaaggaa cgtgccaaag agacatagag ggtctgatga 120
 gagaatgtgc ggtctacgtc cagcgtccag gcccaaaggt aaacctatcc gcagcgtggt 180
 gcaaagtcgt caagagatca gacatccct cgcgatgtgg ccgtatcaca ccctcggttc 240
 aaaaaatgat agacatgaat aagggtgttc ttgtcacttc cttttgtggg aggcctctcg 300
 ctcatggtac caagtgtgga agctacattg tgccatgagc ttagagacc 349

-continued

```

<210> SEQ ID NO 48
<211> LENGTH: 348
<212> TYPE: DNA
<213> ORGANISM: Artificial Sequence
<220> FEATURE:
<223> OTHER INFORMATION: Synthetic- engineered gene

<400> SEQUENCE: 48
ggctc caaat ggcag caggt tctcg tgttc tgatc ggtct agcaatgatc ctcataatct    60
caggaga act gctagtcca gggca aggaa cgtgcc aagg agacatagag ggtctgatga    120
gagaatgtgc ggtctacgct cagcgtccag gcccaa aggt aaacccatcc gcagcgtgtt    180
gcaaagtctg caagagatca gacatcccct gcgcatgtgg ccgatcaca ccctcggttc    240
aaaaaatgat agacatgaat aaggttgttc ttgtcacttc cttttgtggg aggcctctcg    300
ctcatgttac caagtgtgga agctacattg tgccaagttc gagagacc                    348

```

```

<210> SEQ ID NO 49
<211> LENGTH: 1207
<212> TYPE: DNA
<213> ORGANISM: Artificial Sequence
<220> FEATURE:
<223> OTHER INFORMATION: Synthetic- engineered gene

<400> SEQUENCE: 49
ggctc caaat gggactctca tcagttt gta ccttttc att tcaaactaat taccatactt    60
tattaatcc tcacaataat aatocaaaaa cctcattatt atgttatcga caccccaaaa    120
caccaattaa atactcttac aataattttc cctctaaaca ttgctccacc aagagttttc    180
atctacaaaa caaatgtcca gaatcattat caatcgcaaa aaattccatt agggcagcta    240
ctacaaaatca aactgagcct ccagaatctg ataatcattc agtagcaact aaaattttaa    300
actttgggaa ggcattgttg aaacttcaaa gaccatatac aatcatagca tttacttcat    360
goccttgttg attgtttggg aaagagttgt tgcataacac aaatttaata agttggtcac    420
tgatgttcaa ggcattcttt tttttgggg ctgtattatg cattgcttct tttacaacta    480
ccatcaatca gattttagat cttcacattg acagaataaa caagcctgat ctaccactag    540
cttcagggga aatatcagta aacacagctt ggattatgag cataattgtg gcaactgttg    600
gattgataat aactataaaa atgaaggggtg gaccactcta tatatttggc tactgttttg    660
gtatttttgg tgggattgtc tattctgttc caccatttag atggaagcaa aatccttcca    720
ctgcatttct tctcaatttc ctggcccata ttattacaaa tttcacattt tattatgcca    780
gcagagcagc tcttggccta ccatttgagt tgaggccttc ttttactttc ctgctagcat    840
ttatgaaatc aatgggtcca gctttggctt taatcaaaga tgcttcagac gttgaaggcg    900
acactaaatt tggcatatca accttggcaa gtaaatatgg ttccagaaac ttgacattat    960
tttgttctgg aattgttctc ctatcctatg tggctgctat acttgctggg attatctggc    1020
cccaggtttt caacagtaac gtaatgttac tttctcatgc aatcttagca ttttggttaa    1080
tctccagac tcgagatatt gcgttaacaa attacgacc ggaagcaggc agaagatttt    1140
acgagttcat gtggaagctt tattatgctg aatatttagt atatgttttc atataagctt    1200
agagacc                                            1207

```

```

<210> SEQ ID NO 50
<211> LENGTH: 1206
<212> TYPE: DNA

```

-continued

<213> ORGANISM: Artificial Sequence

<220> FEATURE:

<223> OTHER INFORMATION: Synthetic- engineered gene

<400> SEQUENCE: 50

```

ggctcacaat gggactctca tcagtttga ccttttcatt tcaaactaat taccatactt    60
tattaaatcc tcacaataat aatcccaaaa cctcattatt atgttatcga cacccccaaaa   120
caccaattaa atactcttac aataattttc cctctaaaca ttgctccacc aagagttttc   180
atcacaaaa caaatgctca gaatcattat caatcgcaaa aaattccatt agggcagcta   240
ctacaaatca aactgagcct ccagaatctg ataatcattc agtagcaact aaaattttaa   300
actttgggaa ggcattgttg aaacttcaaa gaccatatac aatcatagca tttacttcat   360
gcgcttgttg attgtttggg aaagagttgt tgcataacac aaatttaata agttggtcac   420
tgatgttcaa ggcattcttt tttttggggt ctgtattatg cattgcttct tttacaacta   480
ccatcaatca gatttcagat cttcacattg acagaataaa caagcctgat ctaccactag   540
cttcagggga aatatcagta aacacagcct ggattatgag cataattgtg gcaactgttg   600
gattgataat aactataaaa atgaaggggt gaccactcta tatatttggc tactgttttg   660
gtattttttg tgggattgtc tattctgttc caccatttag atggaagcaa aatccttcca   720
ctgcatttct tctcaatttc ctggcccata ttattacaaa tttcacattt tattatgcca   780
gcagagcagc tcttggccta ccatttgagt tgaggccttc ttttactttc ctgctagcat   840
ttatgaaatc aatgggttca gctttggcct taatcaaaga tgcttcagac gttgaaggcg   900
acactaaatt tggcatatca accttggcaa gtaaataatg ttcagaaaac ttgacattat   960
tttgttcttg aattgttctc ctatcctatg tggctgctat acttgctggg attatctggc  1020
cccaggcttt caacagtaac gtaatgttac tttctcatgc aatcttagca ttttggttaa  1080
tcctccagac tcgagatatt gcgtaacaaa attacgaccg ggaagcagcg agaagatttt  1140
acgagttcat gtggaagcct tattatgctg aatatttagt atatgttttc ataagtctga  1200
gagacc                                           1206

```

<210> SEQ ID NO 51

<211> LENGTH: 1132

<212> TYPE: DNA

<213> ORGANISM: Artificial Sequence

<220> FEATURE:

<223> OTHER INFORMATION: Synthetic- engineered gene

<400> SEQUENCE: 51

```

ggctcacaat gggttcaaca ggaatagaaa cccaaatgac cccaacccaa atatccgacg    60
aagaagccaa cctcttcgoc atgcaattag ccagtgcctc agtcttaacc atggttttca   120
aagcagcttt agagctcgac ctcttggaga tcatagccaa ggccgggtcca ggcgctttc   180
tctcaccttc cgacatagct caacagcttc cgactcagaa cccagacgcc ccggtgatgc   240
tggaccggat gctgagactg ttggctagct acaacgtggt gacgtactcg ctgcgtgagc   300
gtgaaacggc ggaagaggaa gggaaagggt agaggcttta tgggttgctc ccggtgagta   360
aatatctgac gaagaatgaa gatggagtct ccattgetcc tctttgtctc atgaaaccagg   420
ataaggttct tatggagagt tggatcact taaaagatgc agtacttgat ggaggaatac   480
ctttcaacaa ggcataatgga atgacagcat ttgaatatca tggaaaccgat caaaggttca   540
ataaaatctt taatagagga atgtccgacc actcgactat taccatgaaa aaaatcctcg   600
aaacttcaaa gggtttcgag ggtcttaact cgattgttga tgttggtggt ggtactggag   660

```

-continued

```

ctgttgtaa catgatcgtt tctaagtacc ctactattaa gggattaac ttcgatttgc 720
ctcatgtcat cgaagatgca cctccattga cgggtgtaga gcatgttga ggagacatgt 780
ttgtaagtgt accaaaagga gatgcaattt tcatgaagtg gatttgccat gattggagcg 840
atgaacactg cttgaaattc ttgaagaact gccacgctgc actgcccga caccgaaaag 900
tgatcgtggc ggagtgcat cttccgggtg caccggactc gagccttgcc acaaagagta 960
cgggccacat tgatgtgatc atgttggccc ataaccctgg tggcaaagag agaacagaga 1020
aagagtttga ggcattggct aaggagctg gctttaaagg cttcaaagtc cattgcaatg 1080
ctttcaatac ccatatcatg gaatttctca agaccattta agcttagaga cc 1132

```

```

<210> SEQ ID NO 52
<211> LENGTH: 1131
<212> TYPE: DNA
<213> ORGANISM: Artificial Sequence
<220> FEATURE:
<223> OTHER INFORMATION: Synthetic- engineered gene

```

```

<400> SEQUENCE: 52

```

```

ggttcctcaaat gggttcaaca ggaatagaaa cccaaatgac cccaacccaa atatccgacg 60
aagaagccaa cctcttcgcc atgcaattag ccagtgctc agtcttacc atggttctca 120
aagcagcttt agagctcgac ctcttgaga tcatagccaa ggccggtcca ggcgctttc 180
tctcaccttc cgacatagct caacagcttc cgactcagaa cccagacgcc ccggtgatgc 240
tggaccggat gctgagactg ttggctagct acaacgtggt gacgtactcg ctgctgagc 300
gtgaaacggc ggaagaggaa gggagggtg agaggcttta tgggttggt ccggtgagta 360
aatatctgac gaagaatgaa gatggagtct ccattgctcc tctttgtctc atgaaccagg 420
ataagttctc tatggagagt tggatcact taaaagatgc agtacttgat ggaggatac 480
ctttcaaca ggcataatgga atgacagcat ttgaatatca tggaaaccgat caaagttca 540
ataaaatctt taatagagga atgtccgacc actcgactat taccatgaaa aaaaatcctg 600
aaacttcaa gggtttcgag ggtcttaact cgattgttga tgttgggtg ggtactggag 660
ctgttgtaa catgatcgtt tctaagtacc ctactattaa gggattaac ttcgatttgc 720
ctcatgtcat cgaagatgca cctccattga cgggtgtaga gcatgttga ggagacatgt 780
ttgtaagtgt accaaaagga gatgcaattt tcatgaagtg gatttgccat gattggagcg 840
atgaacactg cttgaaattc ttgaagaact gccacgctgc actgcccga caccgaaaag 900
tgatcgtggc ggagtgcat cttccgggtg caccggactc gagccttgcc acaaagagta 960
cgggccacat tgatgtgatc atgttggccc ataaccctgg tggcaaagag agaacagaga 1020
aagagtttga ggcattggct aaggagctg gctttaaagg cttcaaagtc cattgcaatg 1080
ctttcaatac ccatatcatg gaatttctca agaccattta ttcgagagac c 1131

```

```

<210> SEQ ID NO 53
<211> LENGTH: 1222
<212> TYPE: DNA
<213> ORGANISM: Artificial Sequence
<220> FEATURE:
<223> OTHER INFORMATION: Synthetic- engineered gene

```

```

<400> SEQUENCE: 53

```

```

ggttcctcaaat ggtgttctca tcagtttga gttttccatc ctccttggg actaatttta 60
aattagttcc tcgtagaat ttaaggcat catcttctca ttatcatgaa ataaataatt 120

```

-continued

ttattaataa taaaccaatt aaattctcat atttttcttc aagactatat tgctctgcca	180
aaccaattgt acacagagaa aacaaattca caaaatcatt ttcactcagc cacctccaaa	240
ggaaaagctc cataaaggca catggtgaaa ttgaagctga tgggagtaat ggcacatctg	300
aatttaagt aatgaaaagt ggaacgcaa tttggagatt tgtaaggcca tatgcagcca	360
agggagtatt gtttaactct gctgctatgt ttgcaaaga gttggtgggg aacctaaatc	420
tatttagttg gcctttgatg ttaagatac tctcttttac attggttatt ttatgcattt	480
ttgtaagtac aagtggcatc aatcaaatat atgatctcga catcgacagg ttaacaaaac	540
ctaatttgcc agtagcatca ggagaaatct cagttgaatt ggcattggtt ttgactatag	600
ttgtacaat aagtggcctc acattaacaa ttataacgaa ctcagggcca ttcttcctt	660
ttctctactc tgctagtatc ttttttggtt ttctctatc tgctctccca ttcagatgga	720
agaagaatcc ttttacagca tgtttctgta atgttatggt gtatggtggc acaagcgttg	780
gtgtctatta tgcttgtaag gctagtctcg ggcttccagc caactggagc cctgcttttt	840
gtttgctctt ttggtttatt tcattggtga gtatacccat ctccattgca aaagatcttt	900
cagacataga aggtgaccgc aagtttgtaa tcataacctt ctcaactaaa tttggagcaa	960
aaccatagc atatatgttg catggactca tgcttctgaa ttacgtgagt gttatggctg	1020
cagctattat ttggccacag tttttcaaca gtagcgtaat attgctttct catgcattca	1080
tggcaatttg ggtattatat caggcttggc tattggagaa atcaaatatc gccacggaaa	1140
cgtgccaaaa atactatata ttcttttggc taatttttct tcttgaacat gccttctatt	1200
tgttcatgta ggcttagaga cc	1222

<210> SEQ ID NO 54

<211> LENGTH: 1221

<212> TYPE: DNA

<213> ORGANISM: Artificial Sequence

<220> FEATURE:

<223> OTHER INFORMATION: Synthetic- engineered gene

<400> SEQUENCE: 54

ggctcfaat ggtgttctca tcagtttga ttttccatc ctcccttggc actaatttta	60
aattagttcc tcgtagtaat ttaaggcat catcttctca ttatcatgaa ataaataatt	120
ttattaataa taaaccaatt aaattctcat atttttcttc aagactatat tgctctgcca	180
aaccaattgt acacagagaa aacaaattca caaaatcatt ttcactcagc cacctccaaa	240
ggaaaagctc cataaaggca catggtgaaa ttgaagctga tgggagtaat ggcacatctg	300
aatttaagt aatgaaaagt ggaacgcaa tttggagatt tgtaaggcca tatgcagcca	360
agggagtatt gtttaactct gctgctatgt ttgcaaaga gttggtgggg aacctaaatc	420
tatttagttg gcctttgatg ttaagatac tctcttttac attggttatt ttatgcattt	480
ttgtaagtac aagtggcatc aatcaaatat atgatctcga catcgacagg ttaacaaaac	540
ctaatttgcc agtagcatca ggagaaatct cagttgaatt ggcattggtt ttgactatag	600
ttgtacaat aagtggcctc acattaacaa ttataacgaa ctcagggcca ttcttcctt	660
ttctctactc tgctagtatc ttttttggtt ttctctatc tgctctccca ttcagatgga	720
agaagaatcc ttttacagca tgtttctgta atgttatggt gtatggtggc acaagcgttg	780
gtgtctatta tgcttgtaag gctagtctcg ggcttccagc caactggagc cctgcttttt	840
gtttgctctt ttggtttatt tcattggtga gtatacccat ctccattgca aaagatcttt	900
cagacataga aggtgaccgc aagtttgtaa tcataacctt ctcaactaaa tttggagcaa	960

-continued

```

aaccatagc atatatgtg catggactca tgcttctgaa ttacgtgagt gttatggctg 1020
cagctattat ttggccacag tttttcaaca gtagcgtaat attgctttct catgcattca 1080
tggcaatttg ggtattatat caggcttggg tattggagaa atcaaattac gccacggaaa 1140
cgtgcacaaa atactatata ttcttttggg taattttttc tcttgaacat gccttctatt 1200
tgttcatgag ttogagagac c 1221

```

```

<210> SEQ ID NO 55
<211> LENGTH: 61
<212> TYPE: DNA
<213> ORGANISM: Cannabis sativa

```

```

<400> SEQUENCE: 55

```

```

ttgacgaagt tcaacttttc cttggaaatg ctggaacagc aatgcgtcca ctcacagctg 60
c 61

```

```

<210> SEQ ID NO 56
<211> LENGTH: 57
<212> TYPE: DNA
<213> ORGANISM: Artificial Sequence
<220> FEATURE:
<223> OTHER INFORMATION: Synthetic- engineered gene
<220> FEATURE:
<221> NAME/KEY: misc_feature
<222> LOCATION: (21)..(21)
<223> OTHER INFORMATION: N represents any nucleotide

```

```

<400> SEQUENCE: 56

```

```

caacttttcc ttggaatgc ntgagtgaac gcattgetat tccagcattt ccaagga 57

```

```

<210> SEQ ID NO 57
<211> LENGTH: 56
<212> TYPE: DNA
<213> ORGANISM: Cannabis sativa

```

```

<400> SEQUENCE: 57

```

```

cttgagcaa cagttgagga aggaccgat tactgcgtga tcaactccacc agagaa 56

```

```

<210> SEQ ID NO 58
<211> LENGTH: 53
<212> TYPE: DNA
<213> ORGANISM: Artificial Sequence
<220> FEATURE:
<223> OTHER INFORMATION: Synthetic- engineered gene
<220> FEATURE:
<221> NAME/KEY: misc_feature
<222> LOCATION: (21)..(21)
<223> OTHER INFORMATION: N represents any nucleotide

```

```

<400> SEQUENCE: 58

```

```

cttgagcaa cagttgagga ncacgcagta atcaagtcct tcttcaactg ttg 53

```

```

<210> SEQ ID NO 59
<211> LENGTH: 1638
<212> TYPE: DNA
<213> ORGANISM: Artificial Sequence
<220> FEATURE:
<223> OTHER INFORMATION: In silico- consensus sequence

```

```

<400> SEQUENCE: 59

```

```

atgaattgct cagcattttc cttttggttt gtttgcaaaa taatattttt ctttctctca 60
ttccatatcc aaatttcaat agctaactct cgagaaaact tctttaaag cttctcaaaa 120

```

-continued

cataattccca acaatgtagc aaatccaaaa ctctgtatata ctcaacacga ccaattgtat	180
atgtctatcc tgaattcgac aatacaaaaat cttagattca tctctgatac aacccccaaa	240
ccactcgtta ttgtactcc ttcaataaac tcccatatcc aagcaactat tttatgctct	300
aagaaagttg gcttgcagat tcgaactcga agcgggtggcc atgatgctga gggatgtcc	360
tacatatctc aagtcaccatt tgtttagta gacttgagaa acatgattc gatcaaaata	420
gatgttcata gccaaactgc gtgggttgaa gccggagcta cccctggaga agtttattat	480
tggatcaatg agaagaatga gaatcttagt tttctggtg ggtattgccc tactgttggc	540
gtagggtggac acttttagtg aggaggctat ggagcattga tcgcaaatga tggccttgcg	600
gctgataata ttattgatgc acacttagtc aatgttgatg gaaaagtctt agatcgaaaa	660
tccatgggag aagatctggt ttgggtata cgtgggtggtg gaggagaaaa ctttggaaac	720
attgcagcat ggaaaaatcaa actggttgct gtcccatcaa agtctactat attcagtgtt	780
aaaaagaaca tggagatata tgggcttgc aagttattta acaaatggca aaatattgct	840
tacaagtatg acaagattt agtactcatg actcacttca taacaaagaa tattacagat	900
aatcatggga agaataagac tacagtacat ggttacttct cttcaatttt tcatggtgga	960
gtggatagtc tagtcgactt gatgaacaag agctttctctg agttgggtat taaaaaact	1020
gattgcaaag aatttagctg gattgataca accatcttct acagtgtgtg tgtaaatttt	1080
aactcgtc attttaaaaa ggaaattttg cttgatagat cagctgggaa gaagcggct	1140
ttctcaatta agttagacta tgttaagaaa ccaattccag aaactgcaat ggtcaaaatt	1200
ttgaaaaat tatatgaaga agatgtagga gctgggatgt atgtgttga cccttacggt	1260
ggataatgg aggagatttc agaatcagca attccattcc ctcatcgagc tggataaatg	1320
tatgaacttt ggtactcgc ttctgggag aagcaagaag ataatgaaaa gcatataaac	1380
tgggttcgaa gtgtttataa ttttacgact ccttatgtgt cccaaaatcc aagattggcg	1440
tatctcaatt atagggacct tgatttagga aaaactaatc atgctgagtc taataattac	1500
acacaagcac gtatttgggg tgaaaagat tttggtaaaa attttaacag gttagttaag	1560
gtgaaaacta aagttgatcc caataatttt tttagaaacg acaaaagtat cccacctctt	1620
ccaccgcatc atcattaa	1638

<210> SEQ ID NO 60

<211> LENGTH: 1737

<212> TYPE: DNA

<213> ORGANISM: Arabidopsis thaliana

<400> SEQUENCE: 60

atgaaggaga tcgcatgag gaattcaaag cgcaagcctg agccgacgcc gttcgcggg	60
aagaagctcc ggtcgacgag attacgcccg aagagagcac agatctctcc cgttcttgtt	120
caatcacctc tctggagcaa acaaatcgga gtctctgctg cttctgtcga ttctctctcc	180
gatttgc tagctgatgacaa cgtttctctg ggttcgagca gagtcgagaa gagctcgaat	240
ccgaagaaga ctctaattga agaggtagaa gtttctaacc ctggttataa tgtgaaggag	300
acgattggtg attcgaaatt tcgaaggatt acgaggtctt actctaagct acacaaggag	360
aaggaggag atgagatcga agtaagcgaa tcgtcttctg ttgattcgaa ttctggtgct	420
ggattaagga gattgaatgt gaagggaaat aaaattaacg acaacgatga gatctctttc	480
tcacgatccg atgtgacctt cgcggacat gtctccaaca gccggagttt gaatttcgaa	540
tcggagaata aggagagcga cgtcgtttct gtcatatctg gagttgagta ctgttccaag	600

-continued

ttcgggagcg ttaccggagg agctgataac gaagaaattg aaatctccaa gccgagcagc	660
ttcgtggaag ctgattcctc tcttgatcg gccaaaggaat tgaagccgga gcttgagata	720
gtcggatgcg tctctgatct cgcttgetct gagaaattct cggaagaggt ttcggattct	780
ctcgatgatg agtcatctga gcaacgttca gagatatatt cacagtattc cgacttcgat	840
tactcggatt acactccgtc catcttcttc gactctggca gcgaattctc tgagaaatct	900
tectctgatt ctectatttc acattctcgc tctctgtacc tccagttcaa ggaacagttc	960
tgtagatcca cgattcccaa cgattttgga tcttcttgcg aggaagaaat tcaactctgaa	1020
ttgctaaggt ttgatgatga ggaggtgga gagagctatc taaggctgag ggaaagagaa	1080
agaagtcatg catatatgcg ggactgtgct aaggcatact gctccaggat ggacaatact	1140
ggtctcatcc ctgctctacg ctccatcatg gttcaatgga ttgtaaagca atgttctgac	1200
atggggcttc agcaagagac attgtttcta ggagttggtc tgttgatcg attcctgagc	1260
aaaggatcat tcaaaagcga aaggactcta atactagtcg ggattgagag tcttactctg	1320
gccaccagaa ttgaagaaaa tcaaccttac aacagcatcc ggaaaaggaa cttcaccatt	1380
cagaacctaa gatatagccg gcatgaagtg gtggcaatgg agtggctggt tcaagaagtc	1440
ctcaacttca aatgcttcac acccacaatc ttcaacttct tgtggttcta cttaaaagct	1500
gctcgagcca atccagaagt tgaaggaaaa gccaaatcct tggctgttac ctcaactatcc	1560
gaccaaaact aactctgttt ttggcctca actgtagcag ctgcactcgt ggttctcgcc	1620
tgcatcgaac acaacaaaa ctctgcatac caacgagtca taaaggtcca tgttagaaca	1680
acagataacg agttgcctga atgcgttaag agtctggact ggttgccttg gcagtaa	1737

<210> SEQ ID NO 61

<211> LENGTH: 832

<212> TYPE: DNA

<213> ORGANISM: Bacillus amyloliquefaciens

<400> SEQUENCE: 61

ctgaaaaacg tcacattgct tccgcatatc gggtcagcaa cggctaaaaat ccgcttgaat	60
atgttcacac aagccgctca aaacatgatt gacgccgtat acggaagaac gccgaaaaac	120
cttactaagg aatttcaata agaagaaaaa tcccggttgg ttcagccggg gtttattttt	180
cgctagataa aaagtactat ttttaaattc tttctattcc tttctttcgt tgctgataca	240
atgaaaagga atcagcttca catgatgaaa atgggaggta ttgctttgaa aaaacgatta	300
tcgtggattt ccgtttgttt actgggtgctt gtctccgctg cggggatgct gttttcaaca	360
gctgcaaaaa cggaaacatc ttctcacaag gcacacacag aagcacaggt tatcaacacg	420
tttgacgggg ttgctgatta tcttcagaca taccataagc tacctgataa ttacattaca	480
aaatcagaag cacaagccct cggctgggtg gcatcaaaaag ggaaccttgc agacgtcgct	540
ccggggaaaa gcatcggcgg agacatcttc tcaaacaggg aaggcaaaact cccgggcaaa	600
agcggacgaa catggcgtga agcggatatt aactatacat caggcttcag aaattcagac	660
cggattcttt actcaagcga ctggctgatt taaaaacaa cggaccatta tcagaccttt	720
acaaaaatca gataacgaaa aaaacggctt ccctgctggag gccgtttttt tcagctttac	780
ataaagtgtg taataaattt ttcttcaaac tctgatcggc caatttcact tt	832

137

We claim:

1. A method of transforming a *Cannabis* plant, the method comprising:

growing a sanitized and imbibed *Cannabis* seed on a non-selective culture medium suitable for supporting the growth and survival of the *Cannabis* seed;

harvesting an internode, leaf, or petiole tissue to form a *Cannabis* explant;

inoculating the *Cannabis* explant with a heterologous nucleic acid;

co-culturing the *Cannabis* explant in a co-culture medium for between about 1 day and about 6 days,

culturing the *Cannabis* explant on a selection medium comprising meta-topolin to select for transformed *Cannabis* explants.

2. The method of claim 1, wherein the *Cannabis* explant is inoculated using a method selected from the group consisting of particle bombardment, high velocity microprojection, microinjection, electroporation, direct DNA uptake, cell-penetrating peptides, silica carbide fibers, nanoparticles, and bacterially-mediated transformation.

3. The method of claim 1, wherein *Agrobacterium* spp. is used to inoculate the *Cannabis* explant.

4. The method of claim 1, additionally comprising the step of force treating the *Cannabis* explant prior to or following inoculation.

138

5. The method of claim 4, wherein the force treatment is selected from the group consisting of sonication, vortexing, centrifugation, heat-shock, increased pressure, vacuum infiltration, and addition of chemicals.

6. The method of claim 1, wherein the heterologous nucleic acid modulates the expression or activity of an endogenous *Cannabis* gene selected from the group consisting of tetrahydrocannabinolic acid synthase (THCA synthase), cannabidiolic acid synthase (CBDA synthase), O-methyltransferase (CsOMT21), lipid transfer protein 2 (LTP2), prenyltransferase 3 (CsPT3), and prenyltransferase 1 (CsPT1).

7. The method of claim 1, wherein the *Cannabis* seed is a *Cannabis sativa* seed.

8. The method of claim 1, wherein the heterologous nucleic acid encodes a polypeptide at least 90% identical to SEQ ID NO:28.

9. The method of claim 1, wherein the heterologous nucleic acid encodes a guide RNA that targets *Cannabis sativa* THCA synthase gene, *Cannabis sativa* CBDA synthase gene, or *Cannabis sativa* EPSP synthase gene.

10. The method of claim 1, wherein the tissue harvested is from an internode, leaf, or petiole tissue, and wherein the selection medium further comprises gibberellic acid (GA3).

11. The method of claim 1, wherein culturing is performed under a light/dark photoperiod.

* * * * *